




राष्ट्रीय परीक्षा एजेंसी
National Testing Agency
Excellence in Assessment



COMMON UNIVERSITY ENTRANCE TEST (POSTGRADUATE)

CUET (PG) 2024




**Information
BULLETIN**

 www.nta.ac.in

NATIONAL TESTING AGENCY

Vision

The right candidates joining best institutions will give India her demographic dividend.

Mission

To improve equity and quality in education by administering research based valid, reliable, efficient, transparent, fair and international level assessments. The best subject matter experts, psychometricians and IT delivery and security professionals will ensure that the current gaps in existing assessment systems are properly identified and bridged.

Core Values

NTA will create a system which will promote teaching (by teachers), learning (by students) and assessment (by parents and institutions). NTA strongly believes in quality, efficiency, effectiveness, equity and security of assessments. To practice these values, NTA will constantly engage with its stakeholders, viz. students, parents, teachers, experts and partner institutions.

INDEX

CONTENT		PAGE NO.
	List of Abbreviations	4
	Important Information and Dates at a Glance	5
Chapter-1	INTRODUCTION	10
1.1	About National Testing Agency (NTA)	10
1.2	About Central Universities	10
1.3	About CUET (PG) - 2024	10
1.4	Role of NTA	10
Chapter-2	EXAMINATION SCHEME	11
2.1	Mode of Examination	11
2.2	Medium of Question Papers (QP)	11
2.3	Structure of Question Papers	11
2.4	Marking Scheme	16
2.5	Syllabus of CUET (PG)	16
Chapter-3	Eligibility Criteria & Qualifications	17
3.1	Age Limit	17
Chapter-4	Reservation	18
Chapter-5	Choice of Cities	21
Chapter-6	Admit Card	22
Chapter-7	Schedule of Examination	23
Chapter-8	Important Instructions for the Candidates	24
Chapter-9	Unfair Means Practices and Breach of Examination Rules	25
9.1	Definition	25
9.2	Punishment for Using Unfair Means practices	25
9.3	Cancellation of Result	25
Chapter-10	Display of Answer Key for Challenge	26
10.1	Display of Answer Key Challenge	26
10.2	Display of Recorded Responses	26
10.3	Marking Scheme of Examination	26
Chapter-11	CUET NTA Score and Admissions	27
11.1	CUET (PG) NTA Score	27
11.2	Re-evaluation/ Re-checking of Result	27
11.3	Admissions	27
Chapter-12	Test Practice Centres (TPCs) & Common Services Centres/Facilitation Centres	28
12.1	Test Practice Centres (TPCs)	28
12.2	Common Services Centres/Facilitation Centres	28
Chapter-13	Miscellaneous	29
13.1	Correspondence with NTA	29
13.2	Weeding out Rules	29
13.3	Legal Jurisdiction	29

S. No.	Annexure No.	Particulars	Page No.
1	I	Gen-EWS Certificate Format	30
3	II	OBC-NCL Certificate Format	31
5	III	SC/ST Certificate Format	33
7	IV	Disability Certificate having disability less than 40%	34
8	V	Letter of Undertaking for Using Own Scribe	35
S. No.	Appendix No.	Particulars	Page No.
1	I	List of Examination Cities for CUET(PG) – 2024	36
2	II	Procedure for Online Payment of Fee and Helpline for Payment Related Queries	44
3	III	Computer Based Test (CBT) Guidelines	46
4	IV	Replica of CUET(PG) – 2024	51

LIST OF ABBREVIATIONS

CBT	Computer Based Test
CU	Central University
CUET	Common University Entrance Test
EWS	Economically Weaker Section
GOI	Government of India
MCQ	Multiple Choice Question
MoE	Ministry of Education
NDA	Non-Disclosure Agreement
NeGP	National e-Governance Plan
PG	Post Graduate
NTA	National Testing Agency
OBC-NCL	Other Backward Classes-Non-Creamy Layer
PwBD	Persons with Benchmark Disabilities
QRS	Query Redressal System
RPwD	The Rights of Persons with Disabilities Act, 2016
SC	Scheduled Castes
ST	Scheduled Tribes
TPC	Test Practice Centre
UPI	Unified Payment Interface
UR	Unreserved
UT	Union Territory
VLE	Village Level Entrepreneur

IMPORTANT INFORMATION AND DATES AT A GLANCE

(Please refer to Information Bulletin for details)

Important Dates and Fee Details for Common University Entrance Test (PG) - 2024

Online submission of Application Form	26.12.2023 to 24.01.2024 (upto 11:50 P.M.)
Last date of successful transaction of Examination fee	25.01.2024 (upto 11:50 P.M.)

Fee Payable by Candidates in INR (through: Net-Banking/ Debit Card /Credit Card / UPI/Wallet)				
	In India (Fee In ₹)		Outside India (Fee In ₹)	
Category	Application Fee (for up to two Test Papers)	Fees for additional Test Papers (Per Test Paper)	Application Fee (for up to two Test Papers)	Fees for additional Test Papers (Per Test Paper)
General	₹ 1200	₹ 600	₹ 6000	₹ 2000
OBC-NCL/Gen-EWS	₹ 1000	₹ 500		
SC/ ST/ Third Gender	₹ 900	₹ 500		
PwBD	₹ 800	₹ 500		

Note:

- An applicant can make payment through net-banking/debit/credit card/UPI/Wallet.
- GST and other taxes as applicable by Govt. of India/ Bank to be paid by the candidate.
- Applicants are advised to read Payment instructions carefully before paying the application fee.

Important Instruction

- An applicant can register by paying application fee as mentioned above.
- An applicant can apply upto Four Test Papers by paying additional application fees of **Rs. 600/- (General applicants)** or **Rs. 500/- (OBC-NCL/Gen-EWS/SC/ST/Third Gender/PwBD Applicants)** per Test Paper for PG Programmes.
- Candidates opting for **Test Centres outside India** will have to pay application fee of **Rs. 6000/-** irrespective of the category they belong to for upto two Test Papers.
- Further, for applying for additional Test Papers a fee of **Rs. 2000/-** per paper has to be paid.

EVENTS	DETAILS
Correction in the particulars of Application Form on Website only	27.01.2024 to 29.01.2024
Advance City Intimation	04.03.2024
Downloading of Admit Card from NTA Website	07.03.2024
Date(s) of Examination	11.03.2024 to 28.03.2024
Answer Key Challenges	04.04.2024
Duration of Examination	105 minutes
Timing of Examination	Shift-1 To be announced on website
	Shift-2 To be announced on website
	Shift-3 To be announced on website
Centre, Date and shift of Examination	As indicated on the Admit Card
Display of Recorded Responses and Provisional Answer Keys on the Website	Will be announced later on website
Declaration of Result on NTA Website	Will be announced later on website
Website(s)	https://pguet.samarth.ac.in/ , www.nta.ac.in

“Candidates are requested to fill in the Application Form very carefully. No corrections will be permitted once the correction period is complete.” Note: Multiple Application Forms submitted by a candidate will not be accepted at any cost.

- I. The fee can be submitted only online through Net Banking, Credit Card, Debit Card and UPI Services. Processing charges and GST as applicable are chargeable from the candidate (in addition to the examination fee) by the concerned Bank/Payment Gateway Integrator. For details/procedure, please see **Appendix-II**.
 - II. The Confirmation Page of the online Application Form will be generated only after successful payment of the fee by the Candidate. In case the Confirmation Page is not generated after payment of fee, then the candidate may have to approach the concerned Bank/Payment Gateway (in the helpline numbers and email given in **Appendix- II**) for ensuring the successful payment or for obtaining the refund of duplicate /multiple payments.
1. Candidates must read carefully the Instructions (including how to fill up the Application Form online) given in the Information Bulletin available on the NTA Website. Candidates not complying with the instructions shall be summarily disqualified.
 2. Candidates can apply for **CUET (PG) - 2024 through the “Online” mode only**. The Application Form **in any other mode will not be accepted**.
 3. Submission of Application Form could be made by the candidate online through the NTA website: <https://pgcuet.samarth.ac.in/>

1. **Instructions for filling Online Application Form:**

- ❖ Download Information Bulletin and Replica of Application Form. Read these carefully to ensure your eligibility.
- ❖ **Follow the steps given below to Apply Online:**

Step 1: Registration Form:

Register for the Online Application Form and note down the system-generated Application Number. The candidate should supply the required details while filling the Online Application Form and is also required to create PASSWORD and choose Security Question and enter his/her Answer. After successful submission of the personal details, an Application number will be generated and it will be used to complete the remaining Steps of the Application Form and will also be required for all future reference/correspondence. For subsequent logins, the candidate will be able to login directly with the respective system-generated **Application Number** and created **Password**.

Step 2: Application Form:

The Candidates can log in with the system-generated Application Number and pre-created Password for completing the Application Form including filling up of personal details, applying for the Paper, choosing the Examination Cities, providing the details of Educational Qualifications, and uploading the images and documents.

Upload Scanned Images of Candidate’s Photograph and Signature.

- i. **The recent photograph should be either in colour or black & white with 80% face (without mask) visible including ears against a white background.**
- ii. Scanned photograph and signature should be in JPG/JPEG format (clearly legible).
- iii. The size of the scanned photograph should be between 10 kb to 200 kb (clearly legible).
- iv. The size of the scanned signature should be between 4 kb to 30 kb (clearly legible)

[Note: The Candidate has to upload only his/her own photograph and signature as mentioned above (and not of anybody else) in a correct/proper manner.

In case, it is found at any time in the future that the Candidate has used/uploaded the photograph and signature of someone else in his/her Application Form/Admit Card, or *he/she has tampered his/her Admit Card/Result/Score Card, these acts of the candidate shall be treated as Unfair Means (UFM) Practices and he/she shall be subject to actions as contemplated under the provisions of the Information Bulletin relating to Unfair Means Practices.*

Please check your photograph and signature before submission of the Application Form. In case the photograph or signature is blurred or not visible to identify the identity of the candidate, the application will be rejected and no option for correction or revision will be permitted thereafter.

Step 3: Fee Payment:

After completing Step 1 and Step 2, the candidates have to pay the requisite examination fee. The fee can be submitted only online through Net Banking, Credit Card, Debit Card, UPI Services. Processing charges and GST as applicable are chargeable to the candidate (in addition to the examination fee) by the concerned Bank/Payment Gateway Integrator.

The Confirmation Page of the online Application Form will be generated only after successful payment by the Candidate. In case the Confirmation Page is not generated after payment of fee, then the candidate may have to approach the concerned Bank/Payment Gateway.

- ❖ Download, save and print a copy of the Confirmation Page of the Application Form (which would be downloadable only after successful remittance of fee) for future reference.
- ❖ All 3 Steps can be done together or at separate timings.

1. The submission of the Application of a candidate would be considered as successful and his/her candidature would be confirmed only on the successful transaction/receipt of the prescribed application fee from him/her.
2. Candidates shall ensure that the information entered by them in their respective online Application Form is correct.
3. **All candidates must ensure that they have provided the correct e-mail address and mobile number.**
4. Information provided by the candidates in their respective online Application Forms, like, the name of the candidate, contact details, address details, category, PwBD status, educational qualification details, date of birth, choice of exam cities, etc. will be treated as final. **Any request for change in such particulars will not be considered by NTA under any circumstances.**
5. *NTA does not edit/modify/alter any information entered by the candidates after completion of the application process under any circumstances. Any request for change in information after the completion of the correction window will not be entertained. Therefore, candidates are advised to exercise utmost caution before filling up the correct details in the Application Form.*
6. *NTA disclaims any liability that may arise to a candidate(s) due to incorrect information provided by him/her in his/her online Application Form.*
7. Candidates must ensure that their email address and mobile number to be registered in their online Application Form are their own, as relevant/important information/ communication will be sent by NTA through e-mail on the registered mail address and/or through SMS on the registered mobile number only.
8. NTA shall not be responsible for any non-communication /miscommunication with a candidate in the email address or mobile number given by him/her other than his/her own.
9. NTA is facilitating all candidates with an additional platform of DigiLocker to download their documents like Confirmation Page, Admit Card, Score Cards, etc. **Candidates are advised to visit the NTA/Samarth PG Website and check their e-mails also regularly.**
10. Candidates shall appear at their own cost at the Examination Centre on the date, shift, and time indicated on their Admit Cards issued by the NTA in due course through its Website.

Note:

- i. The final submission of the Online Application Form will remain incomplete if **Step-3** is not completed. Such forms will stand rejected and no correspondence on this account will be entertained.
- ii. The entire application process for **CUET (PG) 2024** is online, including uploading of scanned images/documents, payment of fees, and printing of Confirmation Page, Admit Card, etc. **Therefore, candidates are not required to send/submit any document(s) including Confirmation Page to NTA through Post/ Fax/ WhatsApp/ Email/ by Hand.**
- iii. Candidates are advised to visit the NTA/ Samarth Website regularly for the latest updates.
- iv. Usage of Data and Information: NTA/Government of India can use the data provided by the End Users (test taker in this case) for the internal purpose(s) including training, research and development, analysis, and other permissible purposes (s). However, this information is not for use by any third party or private agency for any other use.
- v. **Choice of exam cities displayed to the candidates will be based on the permanent and correspondence addresses filled during Online Application Form of CUET (PG) 2024**
- vi. Candidates are advised to fill only one Application Form and to take utmost care while filling out the mobile number and e-mail address. Candidates are also advised to use the mobile number and email address that are accessible to them such as of their parent/ guardian. One mobile number and email address can be used for one Application Form only.

Brief Advisory

Candidates are advised to carry only the following with them into the examination venue:

- i. Admit card downloaded from the NTA/ Samarth Website (a clear printout on A4 size paper) duly filled in
- ii. A simple transparent Ball Point Pen
- iii. Additional photograph (same as uploaded on the Online Application Form) to be pasted on the attendance sheet.
- iv. Any one of the authorized photo IDs (must be original, valid, and non-expired) – PAN card/ Driving License/ Voter ID/ Passport/ Aadhaar Card (With photograph)/E-Aadhaar with photograph/ Ration Card with photograph/ Bank Passbook with Photograph.
- v. PwBD certificate issued by the authorized medical officer, if claiming the relaxation under PwBD

Note: - Candidates are informed that the list of participating universities will keep on increasing till the completion of the registration process, therefore, candidates are advised to keep visiting the NTA/ Samarth PG website for adding universities in their application if required.

Note:

1. All Candidates shall ensure that the information (like his/her name, mother's name, father's name, gender, date of birth, category, PwBD status, mobile number, e-mail address, photograph and signature, choice of cities for exam Centre, etc.) provided by them in their online Application Form is correct and of their own. Candidates are advised to exercise the utmost care in filling up correct details in the Online Application Form. *Any request for change in the particulars and uploaded scanned images at any stage will not be considered by NTA under any circumstances.* NTA will not entertain the corrections sent by the candidate through Post/Fax/WhatsApp/E-mail/by Hand.
2. In case it is found at any time in the future that the Candidate has used/uploaded the photograph, signature of someone else in his/ her Application Form/Admit Card or he/she has tampered with his/her Admit Card/result, it would be treated as Unfair Means (UFM) Practices on his/her part and the actions will be taken under the provisions of Unfair Means Practices, as detailed in the Information Bulletin.
3. Candidates are NOT allowed to carry Instruments, Geometry or Pencil box, Handbag, Purse, any kind of Paper/ Stationery/ Textual material (printed or written material), Eatables and Water (loose or packed), Mobile Phone/ Earphone/ Microphone/ Pager, Calculator, DocuPen, Slide Rules, Log Tables, Camera, Tape Recorder, Electronic Watches with facilities of calculator, any metallic item or electronic gadgets/ devices in the Examination Hall/Room.
4. Candidates are advised to keep visiting NTA/ Samarth website and University websites (in which they are applying) for the latest updates/public notices/ notifications/ announcements to be issued from time to time regarding the CUET (PG) 2024.

Candidates are requested to retain a copy of the Confirmation Page, Admit Card, and Score Card of the CUET (PG) 2024 as the same will not be available after 30th September 2024.

CHAPTER – 1 INTRODUCTION

1.1. About National Testing Agency (NTA)

The Ministry of Education (MoE), Government of India (GoI) has established the National Testing Agency (NTA) as an independent, autonomous, and self-sustained premier testing organization under the Societies Registration Act (1860) for conducting efficient, transparent, and international standardized tests in order to assess the competency of candidates for admission to premier higher education institutions with a mission to improve equity and quality in education by developing and administering research-based valid, reliable, efficient, transparent, fair and international level assessments.

NTA has created a system that is promoting teaching (by teachers), learning (by students), and assessment (by parents and institutions). NTA strongly believes in the quality, efficiency, effectiveness, equity, and security of assessments. To practice these values, NTA is constantly engaging with its stakeholders, viz. students, parents, teachers, experts, and partner institutions.

The objectives of NTA, *inter alia*, include:

1. To conduct efficient, transparent, and international standardized tests in order to assess the competency of candidates for admission.
2. To undertake research on educational, professional, and testing systems to identify gaps in the knowledge systems and take steps for bridging them.
3. To produce and disseminate information and research on education and professional development standards.

The National Testing Agency (NTA) has been entrusted by the University Grants Commission (UGC), with the task of conducting of CUET (PG) 2024 for Central Universities, State Universities and other organizations.

1.2. About Central Universities (CUs)

Central Universities or Union Universities in India are established by an Act of Parliament and are under the purview of the Department of Higher Education in the Ministry of Education. In general, Universities in India are recognised by the University Grants Commission (UGC), which draws its power from the University Grants Commission Act, 1956. In addition, 15 Professional Councils are established, controlling different aspects of accreditation and coordination. Central universities, in addition, are covered by the Central Universities Act, 2009, which regulates their purpose, powers, governance etc.

1.3. About Common University Entrance Test (CUET (PG) - 2024)

Common University Entrance Test (CUET) is being introduced for admission into UG/ PG programmes in Central and participating Universities for academic session 2024-25. The Common University Entrance Test (CUET) will provide a common platform and equal opportunities to candidates across the country, especially those from North-East and from rural and other remote areas and help to establish better connect with the Universities. A single Examination will enable the Candidates to cover a wide outreach and be part of the admissions process to various Central Universities.

The CUET (PG) - 2024 will be conducted in CBT mode in 03 shifts for admissions in the next academic session.

1.4. Role of NTA

The Role of NTA is confined to registration of candidates, conduct of the test, hosting of answer key, inviting challenges, finalising Answer Keys, preparing and declaring result and hosting Score Card. Merit list will be prepared by participating Universities/ organisations. Universities may conduct their individual counselling on the basis of the score card of CUET (PG)-2024 provided by NTA.

The letters/e-mails/grievances/queries/RTI applications/Court cases pertaining to admission related matters/procedures will not be entertained by NTA. The same may be addressed to the concerned University.

CHAPTER – 2 EXAMINATION SCHEME

2.1. MODE OF EXAMINATION

CUET (PG) 2024 will be conducted in Computer Based Test mode only.

2.2. MEDIUM OF QUESTION PAPERS

The medium of Question Paper for CUET (PG) 2024 will be English and Hindi (Bilingual) except for languages, M. Tech Higher Sciences and Acharya papers (except Hindu Studies, Baudha Dharshan and Indian Knowledge System).

Please note that for the correctness of the questions in all the question papers the English version will be taken as final except in language and Sahitya papers.

2.3. STRUCTURE OF QUESTION PAPERS

Structure of Examination for CUET (PG) - 2024

1. Candidate can choose maximum of four question paper codes. List mentioned below.
2. There would be no General Test with each paper.
3. The candidate can choose General paper as a Subject. The comprehension part of these papers would be English or Hindi as chosen by the candidate during registration.
4. Duration of Exam would be of 105 Minutes.
5. The Question paper will have 75 Questions.
6. Four marks would be awarded for each correct answer and one mark will be deducted for each wrong answer.
7. Languages papers will be in concerned language except Linguistic which would be in English.
8. M.Tech/Higher Sciences would be in **English only**.
9. Acharya Papers would be in Sanskrit except Hindu Studies, Indian Knowledge System and Baudha Darshan.
10. Humanities, Sciences and Common papers would be bilingual (English & Hindi).
11. Examination would be conducted in three shifts.
12. The English version of the questions in the question papers except languages and Acharya, will be taken as final.
13. The syllabus for the question paper codes will be available on the website.

CUET(PG) List of Question Paper Codes with Courses		
Common		
S. No	QP Code	Subjects
1	COQP01	Agri-Business Management etc.
2	COQP02	Applied Geography, Geoinformatics and Geographic Information System
3	COQP03	B.Ed., B.Ed.-M.Ed. Integrated, B.Ed. (HI), B.Ed. (ID), B.Ed. (VI), Lifelong Learning & Extension etc.
4	COQP04	B.Ed. Humanities and Social Sciences
5	COQP05	B.Ed. Languages
6	COQP06	B.Ed. Science
7	COQP07	B.Ed. Mathematics
8	COQP08	Commerce, Business Finance, Accounting & Taxation, Economic Administration and Financial Management etc.
9	COQP09	Disaster Studies

10	COQP10	Economics, Financial Economics, Business Economics, Rural Economics etc.
11	COQP11	General, L.L.B., Bachelor of Library & Information Science, Defence and Strategic Studies, Jammu & Kashmir Studies, Hindu Studies, Women Studies, Anthropology, Digital Society, Finance & Taxation, Physical Education, Textile Design, Hospitality and Tourism Management, Gender Studies etc.
12	COQP12	General MBA, Marketing & Finance Management, Tourism, Travel & Hotel Management, Business Analytics, Sales & Marketing etc.
13	COQP13	Library & Information Science
14	COQP14	L.L.M.
15	COQP15	M.Ed.
16	COQP16	MA Education
17	COQP17	Mass Communication and Journalism
18	COQP18	Physical Education
19	COQP19	Public Health
20	COQP20	Sports - Physiology, Biochemistry, Nutrition, Biomechanics etc.
21	COQP21	Yoga
22	COQP22	Healthcare & Hospital Management
Languages		
S. No	QP Code	Subjects
1	LAQP01	English, Comparative Literature, English & Cultural Studies, English, Modern European etc.
2	LAQP02	Hindi, Hindi Translation, Hindi and Comparative Literature, Hindi, and Modern Indian Languages etc.
3	LAQP03	Sanskrit
4	LAQP04	Linguistics, Applied Linguistics, Linguistics and Language Technology, Linguistics & Tribal Languages, Computational Linguistics
5	LAQP05	Arabic
6	LAQP06	Assamese
7	LAQP07	Bengali
8	LAQP08	Bhutia
9	LAQP09	Chinese
10	LAQP10	French
11	LAQP11	Garo
12	LAQP12	German
13	LAQP13	Gujarati
14	LAQP14	Hispanic
15	LAQP15	Japanese
16	LAQP16	Kannada
17	LAQP17	Kashmiri
18	LAQP18	Khasi
19	LAQP19	Kokborok
20	LAQP20	Korean
21	LAQP21	Lepcha
22	LAQP22	Limbu

23	LAQP23	Malayalam
24	LAQP24	Manipuri
25	LAQP25	Marathi
26	LAQP26	Nepali
27	LAQP27	Odia
28	LAQP28	Pali
29	LAQP29	Pashto
30	LAQP30	Persian
31	LAQP31	Prakrit
32	LAQP32	Prayojanmoolak Hindi (Patrakarita)
33	LAQP33	Punjabi
34	LAQP34	Russian
35	LAQP35	Tamil
36	LAQP36	Telugu
37	LAQP37	Urdu
38	LAQP38	Urdu Journalism
39	LAQP39	Indo-Tibetan
40	LAQP40	Santali
41	LAQP41	Italian

Science

S. No	QP Code	Subjects
1	SCQP01	Agricultural Science- Agricultural Economics; Agronomy; Entomology; Agricultural Extension & Communication; Genetics & Plant Breeding; Horticulture, Plant Pathology, Plant Physiology; Soil Science & Agricultural Chemistry, Agriculture Technology (Informatics) etc.
2	SCQP02	Agro-forestry
3	SCQP03	Microbiology/Applied Microbiology
4	SCQP04	Architecture and Planning, Sustainable Architecture, Architecture and Design, Urban & Regional Planning,
5	SCQP05	Biochemistry, Anatomy, Pharmacology, Bio Science,
6	SCQP06	Bioinformatics, Food Science and Nutrition, Bio Science – Bioinformatics etc.
7	SCQP07	Botany, Bio Science
8	SCQP08	Chemistry, Chemical Sciences, Industrial Chemistry etc.
9	SCQP09	Computer Science, Information Technology, Computer Application, Big Data Analytics, Cyber Security, Artificial Intelligence and Machine Learning, Operational Research etc.
10	SCQP10	Criminology
11	SCQP11	Environmental Sciences/Studies, Ecology etc.
12	SCQP12	Food Science and Technology, Nutrition, Food Processing and Management, Food Safety and Quality Control etc.
13	SCQP13	Forensic Science.
14	SCQP14	Geology, Earth Sciences, Applied Geology
15	SCQP15	Geophysics
16	SCQP16	Horticulture, Forestry & Biodiversity, Seed Science & Technology, Plant Breeding, Agronomy, Genetics, Fruit Science, Floriculture, Vegetable Science etc.

17	SCQP17	Life Science-Molecular Biology, Biotechnology, Microbiology, Biochemistry, Botany, Bioinformatics, Molecular Medicine, Zoology, Biomedical Engineering & Science, Virology and Immunology, Optometry, Bio-Physics, Genetics, Health Science etc.
18	SCQP18	Material Science
19	SCQP19	Mathematics, Applied Mathematics, Electronics
20	SCQP20	Medical Laboratory Technology, Medical Physics etc.
21	SCQP21	MPT/Master in Respiratory Theory (MRT)
22	SCQP22	Nanoscience/Integrative Biosciences
23	SCQP23	Pharmacy-Pharmacology, Pharmaceutical Chemistry, Pharmacognosy, Pharmaceutics, Pharmaceutical Science, Pharmaceutical Analysis etc.
24	SCQP24	Physics, Computational and Integrative Sciences, Electronics, Applied Physics, Applied Physics + Electronics Engineering
25	SCQP25	Plant Biotechnology
26	SCQP26	Soil Science - Soil & Water Conservation
27	SCQP27	Statistics, Applied Mathematics, Statistics & Computing, Data Science and Applied Statistics etc.
28	SCQP28	Zoology, Sericulture, Human Genetics
29	SCQP29	Atmospheric Science
30	SCQP30	Animal Science (Poultry)
Humanities		
S. No	QP Code	Subject
1	HUQP01	Ancient Indian History, Culture & Arch, Archaeology Heritage Management, Conservation Preservation and Heritage Management etc.
2	HUQP02	Anthropology
3	HUQP03	Applied Arts
4	HUQP04	Art and Aesthetics
5	HUQP05	Dance - Kathak/Bharat Natyam, Kuchipudi, Manipuri, Bharatanatyam, Kathakali, Theatre Arts, Folk and Performing Arts and Culture, Dramatics, Rabindra Nritya etc.
6	HUQP06	Development and Labour Studies
7	HUQP07	Fine Arts, Painting, Printmaking, Sculpture, Art History & Visual Studies, Mural etc.
8	HUQP08	Geography
9	HUQP09	History
10	HUQP10	History of Art
11	HUQP11	Home Science-Food & Nutrition, Nutrition and Health, Human Development & Childhood Studies, Fabric & Apparel Science, Resource Management & Design Application, Development Communication & Extension etc.
12	HUQP12	Music- Karnatak/Carnatic
13	HUQP13	Museology
14	HUQP14	Music – Hindustani
15	HUQP15	Painting
16	HUQP16	Philosophy
17	HUQP17	Plastic Arts

18	HUQP18	Political Science, Public Administration, Human Rights, Politics and International Relations etc.
19	HUQP19	Pottery & Ceramics
20	HUQP20	Psychology, Applied Psychology, Health Psychology etc.
21	HUQP21	Social Work, Urban & Rural Community Development etc.
22	HUQP22	Sociology, Peace and Conflict Studies and Management
23	HUQP23	Textile Design, Folk and Performing Arts and Culture etc.
24	HUQP24	Theatre
25	HUQP25	Music- Percussion
26	HUQP26	Rabindra Sangit
M.Tech./ Higher Sciences		
S. No	QP Code	Subjects
1	MTQP01	Chemical Thermal & Polymer Engineering, Thermal Engineering
2	MTQP02	Civil, Structural & Transport Engineering
3	MTQP03	Dairy Technology
4	MTQP04	Data Science, Artificial Intelligence, Cyber Security & Computer Science, Computer Sciences & Engineering/Technology, Information Technology etc.
5	MTQP05	Electronics, Communication and Information Engineering, Digital Communication, Micro Electronics Engineering, VLSI Design, Microwave Electronics,
6	MTQP06	Food Engineering and Technology
7	MTQP07	Mechanical Engineering, Manufacturing & Industrial, Tool Engineering etc.
8	MTQP08	Nano Science/Nano Technology, Computer Aided Design & Manufacturing,
9	MTQP09	Nanoelectronics/Material Sciences
10	MTQP10	Electrical, Power, Energy Engineering, Green Energy Technology etc.
11	MTQP11	Water Engineering and Management, Agricultural Engineering etc.
12	MTQP12	Textile Engineering
Acharya		
S. No	QP Code	Subjects
1	ACQP01	Shiksha Shastri B.Ed.
2	ACQP02	Shiksha Acharya M.Ed.
3	ACQP03	Agama
4	ACQP04	Baudha Darshan / Buddhist Studies (Trilingual - Hindi/Sanskrit/English)
5	ACQP05	Dharma Shastra, Vastu, Paurohitya and Veda
6	ACQP06	Dharma Vijnan
7	ACQP07	Dharmashastra (BHU)
8	ACQP08	Hindu Studies (Bilingual - Hindi/English)
9	ACQP09	Indian Knowledge System (Bilingual - Hindi/English)
10	ACQP10	Jain Darshan (BHU)
11	ACQP11	Jyotish - Falit (BHU)
12	ACQP12	Jyotish - Ganit (BHU)

13	ACQP13	Krishna Yajurveda (BHU)
14	ACQP14	Nyaya Vaisheshika
15	ACQP15	Phalita and Siddantha Jyotisha
16	ACQP16	Puranetihas
17	ACQP17	Rigveda
18	ACQP18	Sahitya (BHU)
19	ACQP19	Sahitya (Alankara and Kavya Varga)
20	ACQP20	Samveda
21	ACQP21	Shukla Yajurveda (BHU)
22	ACQP22	Veda etc.
23	ACQP23	Vedanta (BHU)
24	ACQP24	Vedanta, Sarvadarshan, Mimansa, Nyaya etc.
25	ACQP25	Vyakaran (BHU)
26	ACQP26	Vyakarana & Sabdabodha Systems

2.4. MARKING SCHEME

- i) Each question carries 04 (four) marks.
- ii) For each correct response, candidate will get 04 (four) marks.
- iii) For each incorrect response, 01 (one) mark will be deducted from the total score.
- iv) Un-answered/un-attempted response will be given no marks.
- v) To answer a question, the candidate needs to choose one option as correct option.
- vi) However, after the process of Challenges of the Answer Key, in case there are multiple correct options or change in key, only those candidates who have attempted it correctly as per the revised Final Answer Key will be awarded marks.
- vii) In case a Question is dropped due to some technical error, full marks shall be given to all the candidates irrespective of the fact who have attempted it or not.

***Examination will be conducted on multiple days in three shifts per day, schedule and datesheet will be available on the website. Keep viewing it for updates.**

Very Important:

Applicants to check course, it's eligibility and QP code carefully from the website, as similar courses are being evaluated under various question paper codes by different universities. e.g. Hindu Studies.

Applicants are solely responsible for choosing the correct question paper code.

2.5. Syllabus of CUET (PG) - 2024:

Entrance syllabus for Question papers would be available on NTA/ Samarth Website <https://pgcuet.samarth.ac.in>

CHAPTER – 3 ELIGIBILITY AND QUALIFICATIONS

3.1. AGE LIMIT

For appearing in the CUET (PG) 2024, there is no age limit for the candidates. The candidates who have passed the bachelor degree/equivalent examination or appearing in 2024 irrespective of their age can appear in CUET (PG) 2024 examination. **However, the candidates will be required to fulfill the age criteria of the University in which they are desirous of taking admission.**

Note:

- For admission in Universities through CUET (PG)-2024, the existing policies regarding quota, category, relaxation, reservations, qualification, subject combinations, preferences etc. of the respective University shall be applicable.
- As the eligibility criteria for admission may be unique for every University, the candidates are advised to visit the University website to which they are applying for their respective programs.
- Candidates are advised to satisfy themselves before applying that they possess the eligibility criteria laid down by the University they are applying to.
- Mere appearance in the Entrance Test or securing pass marks at the test does not entitle a candidate to be considered for admission to the Programme unless he/she fulfils the Programme wise eligibility conditions of the University they are applying to.

CHAPTER – 4 RESERVATIONS

4.1. Indian Nationals belonging to certain categories are admitted under the seats reserved for them in accordance with the rules prescribed by the Government of India. The categories and the extent of reservation are as follows:

- General category belonging to **Economically Weaker Section (GEN- EWS) – 10%** of seats in every course. The benefit of reservation will be given only to those General category candidates who satisfy the conditions given in the **OM No. 20013/01/2018-BC-II dated 17 January 2019**, issued by the Ministry of Social Justice and Empowerment. The criteria for **GEN-EWS** will be as per the prevailing norms and/or notifications of the Government of India.
- Other Backward Classes belonging to the **Non-Creamy Layer (OBC- NCL) – 27%** of seats in every course.
 - i. OBCs should be listed in the current updated central list of OBCs (<http://www.ncbc.nic.in>).
 - ii. OBCs present in the State list but **not** covered in the central list of OBCs (as per the list in <http://www.ncbc.nic.in>) are **NOT** eligible to claim the reservation.
 - iii. The criteria for OBC-NCL will be as per the notification of the Government of India.
 - iv. Candidates belonging to the creamy layer of OBC are **NOT** entitled to reservation. Such candidates are treated as belonging to the general (GEN), i.e. unreserved category, and they will be eligible only for the OPEN seats – the seats for which all candidates are eligible.
- **Scheduled Caste (SC) – 15%** of seats in every course.
- **Scheduled Tribe (ST) – 7.5%** of seats in every course.
- **Persons with Disability (PwD) – 5%** seats in each of the GENERAL, GEN-EWS, OBC-NCL, SC, and ST category seats.
 - i. Candidates with at least 40% impairment irrespective of the type of disability shall be eligible for the benefits of the PwD category.
 - ii. Leprosy-cured candidates who are otherwise fit to pursue the courses are also included in this category.
 - iii. Candidates with less than 40% disability, but difficulty in writing, as prescribed by the Competent Authority, are also included in this category.

4.1.1. For Candidates claiming to the GEN-EWS category

GEN-EWS certificate is required which should have been issued on or after **01 April 2023** in consonance with the latest guidelines of the Government of India.

4.1.2. For Candidates claiming to the OBC-NCL category

OBC-NCL certificate is required which should have been issued on or after **01 April 2023**, in consonance with the latest guidelines of the Government of India.

4.1.3. UDID Card (Swawlamban Card) for PwD candidates:

UDID (Unique Disability ID) Card (Swawlamban Card) issued by the Ministry of Social Justice and Empowerment will also be considered as a valid proof of identity for PwD candidates.

4.1.4. For Candidates claiming to the SC or ST category

Caste (for SC) or tribe (for ST) certificate is required as per the latest guidelines of the Government of India.

(a) Guidelines for conducting written examination for Persons with Benchmark Disabilities above 40% vide letter dated 29 August 2018 from Ministry of Social Justice and Empowerment

Provisions relating to Persons with Disability (PwD):

As per Section 2(t) of the RPwD Act, “**Persons with Disability (PwD)**” means a person with long-term physical, mental, intellectual, or sensory impairment which, in interaction with barriers, hinders his full and effective participation in society equally with others.

According to Section 2(r) of the RPwD Act, 2016, “**persons with benchmark disabilities**” means a person with not less than forty percent (40%) of a specified disability where specified disability has not been defined in measurable terms and includes a person with disability where specified disability has been defined in measurable terms, as certified by the certifying authority.

Facilities for PwD candidates to appear in the exam

As per the guidelines issued by the Department of Empowerment of Persons with Disabilities (Divyangjan) under the Ministry of Social Justice and Empowerment issued from time to time on the subject: “Written Examination for Persons with Benchmark Disabilities”, for the candidate with one of the benchmark disabilities [as defined in Section 2(r) of RPwD Act, 2016], holding a Disability Certificate in the prescribed format in the Rights of Person with Disabilities Rules, 2017 (link: https://upload.indiacode.nic.in/showfile?actid=AC_CEN_25_54_00002_201649_1517807328299&type=rule&filename=Rules_notified_15.06.pdf).

- a. The facility of Scribe, in case he/she has a **physical limitation and a scribe is essential to write the examination on his/her behalf**, being so certified in the aforesaid format by a CMO/Civil Surgeon/ Medical Superintendent of a Government Health Care Institution.
- b. **Compensatory time of one hour** for examination of **three hours** duration, whether such candidate uses the facility of Scribe or not.

SERVICES OF A SCRIBE

As per the office memorandum of the Ministry of Social Justice and Empowerment (Reference: F.No. 34-02/2015-DD-III dated August 29, 2018), the PwD candidates who are visually impaired OR have a disability in the upper limbs OR have lost fingers/hands thereby preventing them from properly operating the Computer Based Test platform may avail the services of a scribe (amanuensis).

The scribe will help the Candidate in reading the questions and/or keying in the answers as per the directions of the Candidate. A scribe will NEITHER explain the questions NOR suggest any solutions.

PwD candidates who desire to avail the services of a scribe need to opt for this during the online registration of CUET (PG) – 2024. **Annexure V**.

It is to be noted that the Scribe will be provided by the **National Testing Agency (NTA)**, if requested.

If it is found at any stage that a candidate has availed the services of a scribe and/or availed the compensatory time, but does not possess the extent of disability that warrants the use of a scribe and/or grant of compensatory time, the candidate will be excluded from the process of evaluation, ranking, counselling, and admission. In case such a candidate has already been admitted to any Institution, the admission of the candidate will be cancelled.

Note:

1. The minimum degree of disability should be **40% (Benchmark Disability)** in order to be eligible for availing reservation for persons with specified disability.
2. The extent of “specified disability” in a person shall be assessed in accordance with the “Guidelines for the purpose of assessing the extent of specified disability in a person included under the **Rights of Persons with Disabilities Act, 2016 (49 of 2016)**” notified in the Gazette of India by the Ministry of Social Justice and Empowerment [Department of

Empowerment of Persons with Disabilities (Divyangjan)] on 4 January 2018.

3. No change in the category will be entertained after the last date specified by NTA for CUET (PG) - 2024 Registration.

Candidates must note that the benefit of reservation will be given to them subject to verification of documents. If it is discovered at any stage that a candidate has used a false/fake/incorrect document, or has furnished false, incorrect, or incomplete information, in order to avail the benefit of reservation, then such a candidate shall be excluded from all admission processes. In case such a candidate has already been given admission, the admission shall stand cancelled.

(b) Guidelines for conducting written examination for persons with specified disabilities covered under the definition of Section 2(s) of the RPwD Act, 2016 but not covered under the definition of Section 2(r) of the said Act, i.e., persons having less than 40% disability and having difficulty in writing.

- I. These guidelines may be called as Guidelines for conducting written examination for persons with specified disabilities covered under the definition of Section 2(s) of the RPwD Act, 2016 but not covered under the definition of Section 2(r) of the said Act, i.e. persons having less than 40% disability and having difficulty in writing.
- II. The facility of scribe and/or compensatory time shall be granted solely to those having difficulty in writing subject to production of a certificate to the effect that person concerned has limitation to write and that scribe is essential to write examination on his/her behalf from the competent medical authority of a Government healthcare institution as per proforma at **Annexure-IV**.
- III. The medical authority for the purpose of certification as mentioned in point (II) above should be a multi-member authority comprising the following: -
 - i. Chief Medical officer/Civil Surgeon/Chief District Medical Officer....Chairperson
 - ii. Orthopaedic/PMR specialist
 - iii. Neurologist, if available*
 - iv. Clinical Psychologist/Rehabilitation Psychologist/ Psychiatrist/Special Educator
 - v. Occupational therapist, if available*
 - vi. Any other expert based on the condition of the candidate as may be nominated by the Chairperson. (*the Chief Medical Officer/Civil Surgeon/Chief District Medical Officer may make full efforts for inclusion of neurologists, occupational therapist from the nearest District or the Medical College/Institute, if the same is not available in the district)"
- IV. Compensatory time not less than 20 minutes per hour of the examination should be allowed for persons who are eligible for getting scribe. In case the duration of the examination is less than an hour, then the duration of the compensatory time should be allowed on pro-rata basis. Compensatory time should not be less than 5 minutes and should be in the multiple of 5.

In the case of the Institutes run/aided/recognized by State Governments, the reservation policy of the respective State Governments shall be applicable

CHAPTER – 5 CHOICE OF CITIES

The Cities where the CUET (PG) – 2024 will be conducted are given in **Appendix I**. While applying, candidates have to **select two cities of their choice based on their Permanent Address or Present Address**.

Efforts will be made to allot the city of examination to the candidates in order of choice opted by them in their online Application Form. **However, due to administrative/logistic reasons, a different city can be allotted.**

In case, there are very few candidates from a City, the NTA reserves the right to merge cities.

The decision of the NTA regarding the allotment of the City/Centre shall be final. No further correspondence or request shall be entertained in such a case.

While filling up the Online Application Form, candidates should select **two cities** from **Appendix I** as their Choice of Cities for the Test Centre in order of their priority.

Choice of Test Centre Cities will be limited to the **State of Permanent Address or Present Address only**.

NTA will not be responsible for any inconvenience due to the incorrect selection of cities by the candidates.

Allotment of Centres will be done mostly in one of the preferred cities of the candidates and there will be no human intervention.

Note: All efforts will be made by NTA to consider the comfort and convenience of candidates, including PwD Candidates while allotting Centres.

CHAPTER –6 ADMIT CARD

e-Admit Card

The e-Admit Card would be issued provisionally to the candidates through the NTA/ Samarth website: <https://pgcuet.samarth.ac.in/>, subject to the fulfillment of the eligibility conditions and receipt of the prescribed application fee by NTA.

The candidate has to download the Admit Card from the NTA website. The candidate will appear in the examination at the given Centre on the date and shift/timing as indicated in his/her e-Admit Card. No intimation regarding the release of Admit card will be sent through mail etc.

No candidate will be allowed to appear at the examination Centre, on the date and shift/time other than that allotted to him/her in his/her Admit Card.

No re-exam would be conducted.

In case a candidate is unable to download his/her Admit Card from the website, he/she should approach the NTA Help Line Number: **011-40759000 between 10.00 am to 5.00 pm.**

The candidates are advised to read the instructions on the Admit Card carefully and strictly follow them during the examination.

In case of any discrepancy in the particulars of the candidate or his/her photograph and signature shown in the e-Admit Card and Confirmation Page, the candidate may immediately **approach the NTA Help Line between 10.00 am to 5.00 pm. In such a case, the candidate would appear in the examination with the already downloaded Admit Card. However, NTA will take necessary action to make corrections in the record later.**

The timing for downloading the Admit Card for the exam will be announced on the NTA website (<https://pgcuet.samarth.ac.in/>).

Note:

- a. *The Candidates may please note that Admit Cards will not be sent by post or email.*
- b. *In no case, the duplicate Admit Card for CUET (PG) - 2024 would be issued at the Examination Centres.*
- c. *The candidates must not mutilate the Admit Card or change any entry made therein.*
- d. *Candidates are advised to preserve their Admit Cards in good condition for future reference.*
- e. *No Admit Card shall be issued to the candidates whose applications are found to be incomplete for any reasons (including indistinct/ doubtful photographs/unsigned Applications) or who do not fulfill the eligibility criteria for the examination.*
- f. *Issue of Admit Cards, however, shall not necessarily mean acceptance of eligibility which shall be further scrutinized at subsequent stages of the admission process.*

CHAPTER – 7
SCHEDULE OF EXAMINATION

Dates of Examination	Will be intimated on NTA website (Exact date, shift, Subject and city of examination will be made available to the Candidates on their Admit Cards)		
Mode of Examination	“Computer Based Test (CBT)” mode only		
Shift	Shift-1	Shift-2	Shift-3
Timing of Examination	09.00 a.m. to 10:45 a.m. (IST)	12:45 p.m. to 02:30 p.m. (IST)	04:30 to 06:15 pm (IST)
Duration of Examination	1 Hour and 45 minutes (105 Minutes)	1 Hour and 45 minutes (105 Minutes)	1 Hour and 45 minutes (105 Minutes)
<i>*Note: Compensatory time for PwBD Candidates of 20 minutes for every one-hour examination</i>			
Entry in the Examination Centre/Hall/Room, frisking, biometric registration/ record of manual attendance by Invigilator, document verification/cross-checking of Admit Card, signature, and photo match to be completed by Invigilator, etc. Instructions by the Invigilator(s)	07.00 a.m. to 08.30 a.m.	10.50 p.m. to 12.00 noon	02.35 p.m 04.00 p.m
	07.00 a.m. to 08.30 a.m.	10.50 p.m. to 12.00 noon	02.35 p.m 04.00 p.m
Candidates log in to read instructions	08.50 a.m.	12.35 p.m.	04.20 p.m
Test Commences	09.00 a.m.	12.45 p.m.	04.30 p.m
Test Concludes	10.45 a.m	02:30 p.m.	06.15 p.m

CHAPTER – 8

IMPORTANT INSTRUCTIONS FOR THE CANDIDATES

1. Candidates are advised to report at the Examination Center well in time i.e., about 90 Minutes before commencement of the examination.
2. Candidates should take their seats immediately after the opening of the Examination Hall. If the candidates do not report in time due to any reason i.e., traffic jam, train/bus delay, etc. they are likely to miss some of the important instructions to be announced in the Examination Rooms/Halls. NTA shall not be responsible for any delay.
3. The candidate must show, on-demand, the Admit Card downloaded/printed from the NTA website for admission in the examination room/hall. The Test Centre Staff on duty is authorized to verify the identity of candidates and may take steps to verify and confirm the identity credentials. Candidates are requested to extend their full cooperation. A candidate who does not possess a valid Admit Card and authorized Photo ID shall not be permitted to take the examination under any circumstances by the Centre Superintendent.
4. A seat indicating Roll Number will be allotted to each candidate. Candidates should find and sit in their allocated seats only. In case a candidate ventures to change his/her seat and does not sit on the seat allotted to him/her could face cancellation of candidature. No plea would be entertained in this regard.
5. The candidate should ensure that the Question Paper available on the computer is as per his/her opted subject indicated in the Admit Card. In case, the subject of the Question Paper is other than his/her opted subject, the same may be brought to the notice of the Invigilator concerned.
6. The candidates may approach the Centre Superintendent/Invigilator in the room for any technical assistance, first aid emergency, or any other information during the course of the examination.
For any queries or issues regarding Computer Based Test, the candidates may contact on Helpline Numbers available on Common University Entrance Test website.
7. In case a candidate, by furnishing false information, appears in more than one shift/date, his candidature will be cancelled and his result will not be declared.
8. For those who are unable to appear on the scheduled date of test for any reason, re-test shall not be held by the NTA under any circumstances.

Note: Candidates shall appear at their own cost at the Centre on the Date, Subject and timing of Examination as indicated in their Admit Card issued by the NTA. Under no circumstances the choice of cities for the Centre and timing of examination provided in the Admit Card shall be changed.

Candidates MUST bring the following documents on the day of examination at the test centre. Candidates who will not bring these will not be allowed to sit in the examination.

- a. Print copy of Admit Card along with Self Declaration (Undertaking) downloaded from the NTA Website (a clear printout on A4 size paper) duly filled in.
- b. One passport size photograph (same as uploaded on the Online Application Form) for pasting on the specific space in the Attendance Sheet at Centre during the examination.
- c. Any one of the authorized photo IDs (must be original, valid, and non-expired) –University/College Identity Card/ PAN card/ Driving License/ Voter ID/ Passport/ Aadhaar Card (With photograph)/E-Aadhaar with photograph/ Ration Card with photograph/ University Admit Card with photograph/ Bank Passbook with Photograph.
- d. PwBD certificate issued by the authorized medical officer, if claiming the relaxation under PwBD category
or
PwBD Certificate regarding physical limitation in an examination to write as per Annexures given in Information Bulletin, if claiming the relaxation under PwBD category.
- e. A simple transparent Ball Point Pen.

ROUGH WORK

All calculations/writing work is to be done only in the Rough Sheet provided at the Test Centre in the Examination Room/Hall and on completion of the test, candidates must hand over the Rough Sheets to the Invigilator on duty in the Room/Hall.

CHAPTER – 9
UNFAIR MEANS PRACTICES AND BREACH OF EXAMINATION RULES

9.1 DEFINITION

Unfair Means practice is an activity that allows a candidate to gain an unfair advantage over other candidates. It includes, but is not limited to:

- a) Being in possession of any item or article which has been prohibited or can be used for unfair practices including any stationery item, communication device, accessories, eatable items, ornaments, or any other material or information relevant or not relevant to the examination in the paper concerned;
- b) Using someone to write examination (impersonation) or preparing material for copying;
- c) Breaching examination rules or any direction issued by NTA in connection with CUET (PG) 2024 examination from time to time;
- d) Assisting other candidates to engage in malpractices, giving or receiving assistance of any kind directly or indirectly or attempting to do so;
- e) Contacting or communicating or trying to do so with any person, other than the Examination Staff, during the examination time in the Examination Centre;
- f) Threatening any of the officials connected with the conduct of the examination or threatening any of the candidates;
- g) Using or attempting to use any other undesirable method or means in connection with the examination;
- h) Manipulation and fabrication of online documents viz. Admit Card, Rank Letter, Self-Declaration, etc.;
- i) Forceful entry in /exit from Examination Centre/Hall;
- j) Use or attempted use of any electronic device after entering the Examination Centre;
- k) Affixing/uploading of wrong/morphed photographs/signatures on the Application Form/Admit Card/Proforma;
- l) Creating obstacles in smooth and fair conduct of the examination.
- m) Any other malpractices declared as Unfair Means by the NTA.
- n) Also/ fake declaration of category to avail the benefit of reservation and/ or compensatory time and/ or relaxation in registration fee.

9.2 PUNISHMENT FOR USING UNFAIR MEANS PRACTICES

During the course of, before, or after the examination if a candidate indulges in any of the above or similar practices, he/she shall be deemed to have used unfair practices and booked under UNFAIR MEANS (U.F.M.) case. **The candidate could be debarred for 3 years in the future and shall also be liable for criminal action and /or any other action as deemed fit.**

9.3 CANCELLATION OF RESULT

The result of **CUET (PG) 2024** of the candidate(s) who indulge in Unfair means Practices will be cancelled and will not be declared. Similarly, the result of those candidates who appear from the Centre other than the one allotted to them or allow another candidate/person to write the exam on his behalf will be cancelled. No plea will be entertained in this regard.

CHAPTER – 10
DISPLAY OF ANSWER KEY FOR CHALLENGE

10.1 DISPLAY OF ANSWER KEY FOR CHALLENGES

1. The NTA will display Provisional Answer Key of the questions on the NTA/ Samarth website: <https://pgcuetsamarth.ac.in/>, with a Public Notice, issued to this effect on the said website, to provide an opportunity to the candidates to challenge the Provisional Answer Keys with a non-refundable online payment of ₹ 200/- per question challenged as processing charges. The provisional Answer Keys are likely to be displayed for two to three days.
2. Only paid challenges made during stipulated time through key challenge link will be considered. Challenges without justification/evidence and those filed on any other medium other than the prescribed link will not be considered.
3. The decision of NTA on the challenges shall be final and no further communication will be entertained. NTA will not inform the Candidates individually about the outcome of the challenges made.
4. The subject experts will examine all the challenges received and then a final answer key will be displayed and declared.
5. **The result will be compiled based on the final answer key declared. No grievance with regard to answer key(s) after the declaration of result/NTA Score of CUET (PG) - 2024 will be entertained.**

10.2 DISPLAY OF RECORDED RESPONSES

The NTA will display the recorded responses and Question Paper attempted by the candidates on the NTA/ Samarth website <https://pgcuetsamarth.ac.in/> prior to the declaration of the result/NTA Score. The recorded responses are likely to be displayed for two to three days.

10.3 MARKING SCHEME OF EXAMINATION

For Multiple Choice Questions: To answer a question, the candidates need to choose one option corresponding to the correct answer or the most appropriate answer. However, if any anomaly or discrepancy is found after the process of challenges of the key verification, it shall be addressed in the following manner:

- (i) Correct answer or the most appropriate answer: Four marks (+4)
- (ii) Any incorrect option marked will be given minus one mark (-1).
- (iii) Unanswered/Marked for Review will be given no mark (0).
- (iv) If more than one option is found to be correct then Four marks (+4) will be awarded to only those who have marked any of the correct options.
- (v) If all options are found to be correct then Four marks (+4) will be awarded to all those who have attempted the question.
- (vi) If none of the options is found correct or a Question is found to be wrong or a Question is dropped then all candidates who have appeared will be given four marks (+4).

CHAPTER – 11
CUET (PG) - 2024 NTA SCORE FOR ADMISSIONS IN PARTICIPATING UNIVERSITIES

11.1 CUET (PG) - 2024 NTA SCORE

- a) The NTA Score of CUET (PG) - 2024 would be valid for admission to the academic year 2024-25 only.
- b) Scores and candidate data would be shared with all the participating Universities/ Institutions.
- c) Evaluation of multiple-choice questions of all the Test Papers will be carried out using final answer keys and the raw (actual) marks obtained by a candidate will be considered further for computation of the result of CUET (PG) 2024.
- d) For multi-shift papers, raw (actual) marks obtained by the candidates in different shifts/sessions will be converted to NTA Score.

11.2. RE-EVALUATION / RE-CHECKING OF RESULT

- a) The result for CUET (PG) - 2024 will be processed based on Final Answer Keys verified by the experts after the challenges. No grievance with regard to Final Answer Key(s) after Declaration of Result of CUET (PG) - 2024 will be entertained.
- b) The marks obtained by a candidate will be considered further for computation of the result of CUET (PG) - 2024.
- c) There shall be **no re-evaluation/re-checking of the result**. No correspondence in this regard shall be entertained.
- d) No Score Card will be dispatched to the candidates and the candidates are advised to download their Score Cards for CUET (PG) - 2024 from the website: <https://pgcuet.samarth.ac.in>.

11.3. ADMISSIONS

- a) Merely appearing in CUET (PG) - 2024 does not confer any right to the candidate for admission to the desirous University.
- b) The selection and admission would be subject to fulfilling the admission criteria, eligibility, rank in merit list, medical fitness, verification of original documents and such other criteria as may be prescribed by the University, the candidate is applying for.
- c) Admissions are handled at the level of the Central and Participating Universities for their respective programs. After the declaration of the CUET (PG) - 2024 result by NTA, the respective Universities will declare the counselling/ admission schedule and merit list based on the CUET (PG) - 2024 score and the other criteria of the respective University.
For all admission-related procedures/queries, the candidates are advised to refer to the website of applied University.
- d) **NTA has no role in the selection process - transfer / cancellation/ conversion of seats and admission of CUET (PG) 2024 appeared candidates in the CUET - (PG) courses and refund of fees paid by them to Counseling Authorities/ Admission, etc.**

The letters/e-mails/grievances/queries/RTI applications/Court cases pertaining to admission related matters/procedures will not be entertained by NTA. The same may be addressed to the concerned University.

CHAPTER – 12
TEST PRACTICE CENTRES & COMMON SERVICE CENTRES

12.1 TEST PRACTICE CENTRES (TPCs)

The Ministry of Education has mandated the NTA to set up, establish and create a network of Test Practice Centres for candidates, especially in remote and rural areas to enable them to practice and be comfortable in taking a Computer Based Test (CBT). This facility is completely free of cost. Candidates can register online (on the NTA website) where they are provided a convenient TPC near their location to practice on a given computer node. This facilitates the process of being able to take a Computer Based Test (CBT).

The entire experience of using a computer is close to the actual experience of taking a CBT. All efforts are made to provide practice tests and questions so that candidates can familiarize themselves with logging into the system, go through the detailed instructions regarding the test, use the mouse or numeric keyboard on-screen (virtual) for attempting each question, scroll down to the next question, navigate between questions, review and edit their options and submit answer.

The objective of TPCs is primarily to organize test practice for the upcoming NTA examinations.

12.2 COMMON SERVICE CENTRES/ FACILITATION CENTRES

Candidates who are not well conversant and submitting face difficulties in the online application due to various constraints can use the services of Common Services Centre, Ministry of Electronics and Information Technology, Government of India under the Digital India initiatives of Hon'ble Prime Minister. The Common Services Centre (CSC) scheme is a part of the ambitious National e-Governance Plan (NeGP) of the Government of India and is managed at each village panchayat level by a Village Level Entrepreneur (VLE).

There are more than 1.5 lakhs Common Services Centres (CSC) across the country which will provide the desired support to candidates from urban as well as rural areas in online submission of Application Form and payment of fee through e-wallet. The list of the Common Services Centre is available on the website: www.csc.gov.in. To know the nearest Common Services Centre, please open the link - [Find My Csc](https://findmycsc.nic.in/csc/) (<https://findmycsc.nic.in/csc/>).

CHAPTER – 13 MISCELLANEOUS

13.1. CORRESPONDENCE WITH NTA

All the correspondence should preferably be addressed by e-mail. The email query shall be addressed only if it is not anonymous and contains the name, postal address, and contact number of the sender. An email containing vague or general queries and other queries as contained in the Information Bulletin shall not be entertained. Queries shall not be entertained from a person claiming to be representatives, associates, or officiates of the applicant candidate. The following information shall not be revealed by phone or email:

- a. Internal documentation/status.
- b. The internal decision-making process of NTA. Any claim/counterclaim thereof.
- c. Dates and venue of internal meetings or name of the staff/officers dealing with it.
- d. Any information which cannot be revealed in the opinion of NTA.

13.2. WEEDING OUT RULES

The record of Common University Entrance Test CUET (PG) - 2024 would be preserved up to **90 days from the date of declaration of result.**

13.3. LEGAL JURISDICTION

All disputes pertaining to the conduct of CUET (PG) - 2024 Examination including Results shall fall within the jurisdiction of Delhi only. The Director (Admin) of the NTA shall be the official by whose designation the NTA may sue or be sued

Government of

(Name and Address of the authority issuing the certificate)

INCOME AND ASSET CERTIFICATE TO BE PRODUCED BY ECONOMICALLY WEAKER SECTIONS

Certificate No. _____

Date: _____

1. This is to certify that Shri/Smt./Kumari _____ son/daughter/wife of _____ permanent resident of _____, Village/Street Post Office _____ District _____ in the State/Union Territory _____ Pin Code _____ whose photograph is attested below belongs to Economically Weaker Sections, since the gross annual income* of his/her **“family”**** is below Rs. 8 lakh (Rupees Eight Lakh only) for the financial year 2023-2024. His/her family does not own or possess any of the following assets***:
- I. 5 acres of agricultural land and above;
 - II. Residential flat of 1000 sq. ft. and above;
 - III. Residential plot of 100 sq. yards and above in notified municipalities;
 - IV. Residential plot of 200 sq. yards and above in areas other than the notified municipalities.
2. Shri/Smt./Kumari _____ belongs to the caste which is not recognized as a Schedule Caste, Schedule Tribe, and Other Backward Classes (Central List).

Signature with the seal of Officer _____

Name _____

Designation _____

Recent Passport size attested photograph of the applicant.

The income and assets of the families as mentioned would be required to be certified by an officer not below the rank of Tehsildar in the States/UTs.

* Note1: Income covered all sources i.e. salary, agricultural, business, profession, etc.

** Note2: The term “Family” for this purpose includes the person, who seeks the benefit of reservation, his/her parents and siblings below the age of 18 years as also his/her spouse and children below the age of 18 years.

*** Note3: The property held by a “Family” in different locations or different places/cities have been clubbed while applying the land or property holding test to determine EWS status.

OBC-NCL Certificate Format

**FORM OF CERTIFICATE TO BE PRODUCED BY OTHER BACKWARD CLASSES (NCL)*
APPLYING FOR ADMISSION TO CENTRAL EDUCATIONAL INSTITUTIONS (CEIs), UNDER THE
GOVERNMENT OF INDIA**

This is to certify that Shri/Smt./Kum** _____ Son/ Daughter** of
Shri/Smt.** _____ of _____ Village/ _____ Town** _____
District/Division** _____ in the State/Union Territory _____ belongs to the
_____ community that is recognized as a backward class under Government of
India***, Ministry of Social Justice and Empowerment's Resolution No. _____
dated _____ **** Shri/Smt./Kum. _____ and/or
_____ his/her family ordinarily reside(s) in the _____
District/Division of the _____ State/Union Territory. This is also to certify that **he/she
does NOT belong to the persons/sections (Creamy Layer)** mentioned in Column 3 of the Schedule
to the Government of India, Department of Personnel & Training O.M. No. 36012/22/93- Estt. (SCT)
dated 08/09/93 which is modified vide OM No. 36033/3/2004 Estt. (Res.) dated 09/03/2004, further
modified vide OM No. 36033/3/2004-Estt. (Res.) dated 14/10/2008, again further modified vide OM
No.36036/2/2013-Estt (Res) dated. 30/05/2014, and again further modified vide OM No.
36033/1/2013-Estt (Res) dated. 13/09/2017.

District Magistrate / Deputy Commissioner / Any other Competent

Authority

Dated:

Seal

* Visit <http://www.ncbc.nic.in> for the latest guidelines and updates on the Central List of State-wise OBCs.

** Please delete the word(s) which are not applicable.

*** As listed in the Annexure (for FORM-OBC-NCL)

**** The authority issuing the certificate needs to mention the details of the Resolution of Government of India, in which the caste of the candidate is mentioned as OBC.

NOTE:

- a) The term 'Ordinarily resides' used here will have the same meaning as in Section 20 of the Representation of the People Act, 1950.
- b)
- c) The authorities competent to issue Caste Certificates are indicated below:
 - i. District Magistrate/ Additional Magistrate/ Collector/ Deputy Commissioner/ Additional Deputy Commissioner/ Deputy Collector/ Ist Class Stipendiary Magistrate/ Sub-Divisional magistrate/ Taluka Magistrate/ Executive Magistrate/ Extra Assistant Commissioner (not below the rank of Ist Class Stipendiary Magistrate).
 - ii. Chief Presidency Magistrate / Additional Chief Presidency Magistrate / Presidency

- Magistrate.
- iii. Revenue Officer not below the rank of Tehsildar' and
 - iv. Sub-Divisional Officer of the area where the candidate and/or his family resides

ANNEXURE FOR FORM-OBC-NCL

Sl. No.	Resolution No.	Date of Notification
1	No.12011/68/93-BCC(C)	13.09.1993
2	No.12011/9/94-BCC	19.10.1994
3	No.12011/7/95-BCC	24.05.1995
4	No.12011/96/94-BCC	09.03.1996
5	No.12011/44/96-BCC	11.12.1996
6	No.12011/13/97-BCC	03.12.1997
7	No.12011/99/94-BCC	11.12.1997
8	No.12011/68/98-BCC	27.10.1999
9	No.12011/88/98-BCC	06.12.1999
10	No.12011/36/99-BCC	04.04.2000
11	No.12011/44/99-BCC	21.09.2000
12	No.12015/9/2000-BCC	06.09.2001
13	No.12011/1/2001-BCC	19.06.2003
14	No.12011/4/2002-BCC	13.01.2004
15	No.12011/9/2004-BCC	16.01.2006
16	No.12011/14/2004-BCC	12.03.2007
17	No.12011/16/2007-BCC	12.10.2007
18	No.12019/6/2005-BCC	30.07.2010
19	No. 12015/2/2007-BCC	18.08.2010
20	No.12015/15/2008-BCC	16.06.2011
21	No.12015/13/2010-BC-II	08.12.2011
22	No.12015/5/2011-BC-II	17.02.2014

SC/ST Certificate Format

FORM OF CERTIFICATE TO BE PRODUCED BY SCHEDULED CASTES (SC) AND SCHEDULED TRIBES (ST) CANDIDATES

- 1) This is to certify that Shri/ Shrimati/ Kumari* _____ son/daughter* of _____ of Village/Town* _____ District/Division* _____ of State/Union Territory* _____ Scheduled Caste / Scheduled Tribe* under :-

- * The Constitution (Scheduled Castes) Order, 1950
- * The Constitution (Scheduled Tribes) Order, 1950
- * **The Constitution (Scheduled Castes) (Union Territories) Order, 1951**
- * The Constitution (Scheduled Tribes) (Union Territories) Order, 1951 belongs to the

[As amended by the Scheduled Castes and Scheduled Tribes Lists (Modification Order) 1956, the Bombay Reorganisation Act, 1960, the Punjab Reorganisation Act, 1966, the State of Himachal Pradesh Act, 1970, the North-Eastern Areas (Reorganisation) Act, 1971, the Scheduled Castes and Scheduled Tribes Orders (Amendment) Act, 1976 and the Scheduled Castes and Scheduled Tribes Orders (Amendment) Act, 2002]

- * The Constitution (Jammu and Kashmir) Scheduled Castes Order, 1956;
- * The Constitution (Andaman and Nicobar Islands) Scheduled Tribes Order, 1959, as amended by the Scheduled Castes and Scheduled Tribes Order (Amendment) Act, 1976;
- * The Constitution (Dadra and Nagar Haveli) Scheduled Castes Order, 1962;
- * The Constitution (Dadra and Nagar Haveli) Scheduled Tribes Order, 1962;
- * The Constitution (Pondicherry) Scheduled Castes Order, 1964;
- * The Constitution (Uttar Pradesh) Scheduled Tribes Order, 1967;
- * The Constitution (Goa, Daman, and Diu) Scheduled Castes Order, 1968;
- * The Constitution (Goa, Daman, and Diu) Scheduled Tribes Order, 1968;
- * The Constitution (Nagaland) Scheduled Tribes Order, 1970;
- * The Constitution (Sikkim) Scheduled Castes Order, 1978;
- * The Constitution (Sikkim) Scheduled Tribes Order, 1978;
- * The Constitution (Jammu and Kashmir) Scheduled Tribes Order, 1989;
- * The Constitution (Scheduled Castes) Order (Amendment) Act, 1990;
- * The Constitution (Scheduled Tribes) Order (Amendment) Act, 1991;
- * The Constitution (Scheduled Tribes) Order (Second Amendment) Act, 1991.

- 2) *This certificate is issued on the basis of the Scheduled Castes / Scheduled Tribes* Certificate issued to Shri /Shrimati* _____ father/mother* of Shri /Shrimati /Kumari* _____ of Village/Town* _____ in District/Division* _____ of the State State/Union Territory* _____ who belong to the Caste / Tribe* which is recognised as a Scheduled Caste / Scheduled Tribe* in the State / Union Territory* _____ issued by the _____ dated _____.
- 3) Shri/ Shrimati/ Kumari * _____ and / or* his / her* family ordinarily reside(s)** in Village/Town* _____ of _____ District/Division* of the State Union Territory* of _____ .

Signature: _____
Designation: _____

Place: _____ State/Union Territory* _____ (With seal of the Office)

Date: _____

* Please delete the word(s) which are not applicable.

Applicable in the case of SC/ST Persons who have migrated from another State/UT.

IMPORTANT NOTES

The term "ordinarily reside(s)***" used here will have the same meaning as in Section 20 of the Representation of the People Act, 1950. Officers competent to issue Caste/Tribe certificates:

- 1) District Magistrate / Additional District Magistrate / Collector / Deputy Commissioner / Additional Deputy Commissioner / Deputy Collector / Ist Class Stipendiary Magistrate / City Magistrate / Sub-Divisional Magistrate / Taluka Magistrate / Executive Magistrate / Extra Assistant Commissioner.
- 2) Chief Presidency Magistrate / Additional Chief Presidency Magistrate / Presidency Magistrate.
- 3) Revenue Officers not below the rank of Tehsildar.
- 4) Sub-divisional Officer of the area where the candidate and/ or his family normally reside(s).
- 5) Administrator / Secretary to Administrator / Development Officer (Lakshadweep Island).
- 6) Certificate issued by any other Authority will be rejected.

Annexure IV

Certificate for person with specified disability covered under the definition of Section 2 (s) of the RPwD Act, 2016 but not covered under the definition of Section 2(r) of the said Act, i.e. persons having less than 40% disability and having difficulty in writing.

1. This is to certify that, we have examined Mr/Ms/Mrs _____(name of the candidate), S/o/D/o _____, a resident of _____ (Vill/PO/PS/District/State), aged _____ yrs, a person with _____ (nature of disability/condition), and to state that he/she has limitation which hampers his/her writing capability owing to his/her above condition. He/she requires support of scribe for writing the examination.

2. The above candidate uses aids and assistive device such as prosthetics & orthotics, hearing aid (name to be specified) which is /are essential for the candidate to appear at the examination with the assistance of scribe.

3. This certificate is issued only for the purpose of appearing in written examinations conducted by recruitment agencies as well as academic institutions and is valid upto _____ (it is valid for maximum period of six months or less as may be certified by the medical authority)

Signature of Medical Authority

(Signature & Name)	(Signature & Name)	(Signature & Name)	(Signature & Name)	(Signature & Name)
Orthopedic/ PMR specialist	Clinical Psychologist/ Rehabilitation Psychologist/ Psychiatrist/ Special Educator	Neurologist (if available)	Occupational therapist (if available)	Other Expert, as nominated by the Chairperson (if any)
(Signature & Name)				
Chief Medical Officer/Civil Surgeon/Chief District Medical Officer _____ Chairperson				

Name of Government Hospital/Health Care Centre with Seal

Place:

Date:

Annexure V**Certificate regarding physical limitation to write in an examination**

Certificate No. _____ Dated _____

This is to certify that Mr./Ms. _____

Aged _____ Years, Son/Daughter of Mr./Mrs. _____

R/o _____

Affix Passport size
Photograph of the
candidate (same as
uploaded on the
Online Application
Form) duly attested
by the issuing
authority

with CUET (PG) 2024 Application No. _____ and CUET (PG) 2024 Roll No.

_____, has the following Disability (name of the Specified Disability)

_____ in (percentage) of _____ (in words)

_____ (in Figures).

- Please tick on the “Specified Disability”

(Assessment may be done on the basis of Gazette of India. Extraordinary, Part-II, Section 3 Sub-section (ii), Ministry of Social Justice and Empowerment)

S. No.	Category	Type of Disability	Specified Disability
1.	Physical Disability	Locomotor Disability	a. Leprosy cured person, b. cerebral palsy, c. dwarfism, d. muscular dystrophy, e. acid attack victims.
		Visual Impairment	a. Blindness, b. Low vision
		Hearing Impairment	a. Deaf, b. Hard of hearing
		Speech & Language Disability	Permanent disability arising out of conditions such as laryngectomy or aphasia affecting one or more components of speech and language due to organic or neurological causes.
2.	Intellectual Disability		a. Specific learning disabilities/perceptual disabilities: Dyslexia, Dysgraphia, Dyscalculia, Dyspraxia & Developmental Aphasia) b. autism spectrum disorder
3.	Mental Behaviour		a. mental illness
4.	Disability caused due to	i. Chronic Neurological Conditions	a. Multiple sclerosis b. Parkinson's disease
		ii. Blood disorder	a. Haemophilia, b. Thalassemia, c. Sickle cell disease
5.	Multiple Disabilities		More than one of the above specified disabilities including deaf blindness

This is to further certify that he/she has physical limitation which hampers his/her writing capabilities to write the Examination owing to his/her disability.

Signature _____

Name: _____

Chief Medical Officer/ Civil Surgeon/ Medical Superintendent
Government Health Care Institution with Seal

List of Examination Cities for CUET (PG) - 2024

CUET (PG) - 2024 will be conducted in the following Cities, provided there are sufficient numbers of candidates in the City:

S.No.	State / Country	City	City Code
1	Andaman and Nicobar Island	Port Blair	AN01
2	Andhra Pradesh	Amalapuram	AP35
3	Andhra Pradesh	Anantapur	AP01
4	Andhra Pradesh	Bobbili	AP36
5	Andhra Pradesh	Chirala	AP04
6	Andhra Pradesh	Chittoor	AP05
7	Andhra Pradesh	Eluru	AP06
8	Andhra Pradesh	Gooty	AP37
9	Andhra Pradesh	Gudlavalleru	AP38
10	Andhra Pradesh	Guntur	AP07
11	Andhra Pradesh	Kadapa	AP08
12	Andhra Pradesh	Kakinada	AP09
13	Andhra Pradesh	Kurnool	AP10
14	Andhra Pradesh	Madanapalle	AP39
15	Andhra Pradesh	Markapur	AP40
16	Andhra Pradesh	Nandyal	AP29
17	Andhra Pradesh	Nellore	AP11
18	Andhra Pradesh	Ongole	AP12
19	Andhra Pradesh	Papum Pare	AL02
20	Andhra Pradesh	Proddatur	AP21
21	Andhra Pradesh	Puttaparthi	AP41
22	Andhra Pradesh	Puttur AP	AP42
23	Andhra Pradesh	Rajahmundry	AP13
24	Andhra Pradesh	Srikakulam	AP14
25	Andhra Pradesh	Tadpatri	AP43
26	Andhra Pradesh	Tirupathi	AP16
27	Andhra Pradesh	Tiruvuru	AP44
28	Andhra Pradesh	Vijayawada	AP17
29	Andhra Pradesh	Visakhapatnam	AP18
30	Andhra Pradesh	Vizianagaram	AP19
31	Arunachal Pradesh	Itanagar/Naharlagun	AL01
32	Assam	Dibrugarh	AM06
33	Assam	Guwahati	AM02
34	Assam	Jorhat	AM03
35	Assam	Lakhimpur AS	AM07
36	Assam	Silchar (Assam)	AM04
37	Assam	Tezpur	AM05

S.No.	State / Country	City	City Code
38	Bihar	Arrah	BR09
39	Bihar	Aurangabad(Bihar)	BR01
40	Bihar	Bhagalpur	BR02
41	Bihar	Darbhanga	BR04
42	Bihar	Gaya	BR05
43	Bihar	Muzaffarpur	BR06
44	Bihar	Patna	BR07
45	Bihar	Purnea	BR08
46	Bihar	Rohtas	BR41
47	Bihar	Samastipur	BR12
48	Chhattisgarh	Bhilai Nagar/Durg	CG01
49	Chhattisgarh	Bilaspur(Chhattisgarh)	CG02
50	Chhattisgarh	Raipur	CG03
51	Chhattisgarh	Jagdapur	CG04
52	Chhattisgarh	Ambikapur	CG05
53	Dadra and Nagar Haveli	Silvassa	DN01
54	Delhi/New Delhi	Delhi/New Delhi	DL01
55	Goa	Panaji	GO03
56	Gujarat	Ahmedabad	GJ01
57	Gujarat	Gandhinagar	GJ32
58	Gujarat	Anand	GJ02
59	Gujarat	Himatnagar	GJ14
60	Gujarat	Jamnagar	GJ06
61	Gujarat	Mehsana	GJ31
62	Gujarat	Rajkot	GJ10
63	Gujarat	Surat	GJ11
64	Gujarat	Vadodara	GJ12
65	Gujarat	Valsad/Vapi	GJ13
66	Haryana	Faridabad	HR03
67	Haryana	Ambala	HR01
68	Haryana	Hisar	HR10
69	Himachal Pradesh	Bilaspur (Himachal Pradesh)	HP15
70	Himachal Pradesh	Hamirpur (Himachal Pradesh)	HP03
71	Himachal Pradesh	Kangra	HP16
72	Himachal Pradesh	Kullu	HP10
73	Himachal Pradesh	Mandi	HP08
74	Himachal Pradesh	Shimla	HP06
75	Himachal Pradesh	Solan	HP17
76	Himachal Pradesh	Una	HP09
77	Jammu and Kashmir	Anantnag	JK05
78	Jammu and Kashmir	Baramulla	JK01
79	Jammu and Kashmir	Budgam	JK11
80	Jammu and Kashmir	Jammu	JK02

S.No.	State / Country	City	City Code
81	Jammu and Kashmir	Pulwama	JK06
82	Jammu and Kashmir	Samba	JK12
83	Jammu and Kashmir	Srinagar(J & K)	JK04
84	Jharkhand	Bokaro	JH01
85	Jharkhand	Dhanbad	JH02
86	Jharkhand	Hazaribagh	JH05
87	Jharkhand	Jamshedpur	JH03
88	Jharkhand	Ranchi	JH04
89	Karnataka	Bagalkot	KK19
90	Karnataka	Ballari	KK03
91	Karnataka	Belagavi(Belgaum)	KK02
92	Karnataka	Bengaluru	KK04
93	Karnataka	Bengaluru- Urban	KK20
94	Karnataka	Chikaballapur	KK22
95	Karnataka	Chikmagalur	KK23
96	Karnataka	Davangere	KK06
97	Karnataka	Dharwad	KK10
98	Karnataka	Gulbarga/Kalaburgi	KK08
99	Karnataka	Hassan	KK09
100	Karnataka	Hubli	KK27
101	Karnataka	Kolar	KK30
102	Karnataka	Mandya	KK18
103	Karnataka	Mangaluru(Mangalore)	KK12
104	Karnataka	Mysuru(Mysore)	KK14
105	Karnataka	Shivamoga(Shimoga)	KK15
106	Karnataka	Tumakuru	KK16
107	Karnataka	Udupi/Manipal	KK17
108	Kerala	Alappuzha/Chengannur	KL01
109	Kerala	Ernakulam/Moovattupuzha	KL04
110	Kerala	Angamaly	KL20
111	Kerala	Idukki	KL05
112	Kerala	Kannur	KL07
113	Kerala	Kasaragod	KL08
114	Kerala	Kollam	KL09
115	Kerala	Kottayam	KL11
116	Kerala	Kozhikode/Calicut	KL12
117	Kerala	Malappuram	KL13
118	Kerala	Palakkad	KL15
119	Kerala	Pathanamthitta	KL16
120	Kerala	Thiruvananthapuram	KL17
121	Kerala	Thrissur	KL18
122	Kerala	Wayanad	KL19
123	Ladakh	Kargil	LL02

S.No.	State / Country	City	City Code
124	Ladakh	Leh	LL01
125	Lakshadweep	Kavaratti	LD01
126	Madhya Pradesh	Balaghat	MP01
127	Madhya Pradesh	Bhopal	MP03
128	Madhya Pradesh	Gwalior	MP06
129	Madhya Pradesh	Indore	MP07
130	Madhya Pradesh	Jabalpur	MP08
131	Madhya Pradesh	Khandwa	MP29
132	Madhya Pradesh	Sagar	MP12
133	Madhya Pradesh	Satna	MP13
134	Madhya Pradesh	Ujjain	MP15
135	Maharashtra	Ahmednagar	MR01
136	Maharashtra	Akola	MR02
137	Maharashtra	Amravati	MR03
138	Maharashtra	Aurangabad (Maharashtra)	MR04
139	Maharashtra	Beed	MR30
140	Maharashtra	Bhandara	MR31
141	Maharashtra	Buldhana	MR32
142	Maharashtra	Chandrapur	MR09
143	Maharashtra	Dhule	MR10
144	Maharashtra	Gondia	MR35
145	Maharashtra	Jalgaon	MR13
146	Maharashtra	Kolhapur	MR14
147	Maharashtra	Latur	MR15
148	Maharashtra	Mumbai/Navi Mumbai	MR16
149	Maharashtra	Nagpur	MR17
150	Maharashtra	Nanded	MR18
151	Maharashtra	Nandurbar	MR36
152	Maharashtra	Nashik	MR19
153	Maharashtra	Parbhani	MR38
154	Maharashtra	Pune	MR22
155	Maharashtra	Raigad	MR23
156	Maharashtra	Ratnagiri	MR24
157	Maharashtra	Sangli	MR25
158	Maharashtra	Satara	MR26
159	Maharashtra	Sindhudurg	MR39
160	Maharashtra	Solapur	MR27
161	Maharashtra	Thane	MR28
162	Maharashtra	Wardha	MR29
163	Maharashtra	Yavatmal	MR34
164	Manipur	Imphal	MN01
165	Meghalaya	Shillong	MG01
166	Meghalaya	Tura	MG02

S.No.	State / Country	City	City Code
167	Mizoram	Aizawl	MZ01
168	Nagaland	Dimapur	NL01
169	Nagaland	Kohima	NL02
170	Odisha	Angul	OR10
171	Odisha	Balangir	OR20
172	Odisha	Balasore (Baleswar)	OR02
173	Odisha	Baragarh	OR21
174	Odisha	Baripada/Mayurbanj	OR12
175	Odisha	Berhampur / Ganjam	OR03
176	Odisha	Bhadrak	OR11
177	Odisha	Bhawanipatna	OR30
178	Odisha	Bhubaneswar	OR04
179	Odisha	Cuttack	OR05
180	Odisha	Dhenkanal	OR06
181	Odisha	Jagatsinghpur	OR17
182	Odisha	Jajpur	OR13
183	Odisha	Jeypore (Odisha)	OR19
184	Odisha	Jharsuguda	OR22
185	Odisha	Kendrapara	OR14
186	Odisha	Nuapada	OR31
187	Odisha	Paralakhemundi (Gajapati)	OR24
188	Odisha	Phulbani (Kandhamal)	OR25
189	Odisha	Puri	OR16
190	Odisha	Rayagada	OR26
191	Odisha	Rourkela	OR08
192	Odisha	Sambalpur	OR09
193	Puducherry	Puducherry	PO01
194	Punjab	Amritsar	PB01
195	Punjab	Bhatinda	PB02
196	Punjab	Chandigarh	CH01
197	Punjab	Jalandhar	PB04
198	Punjab	Ludhiana	PB05
199	Punjab	Moga	PB20
200	Punjab	Pathankot	PB07
201	Punjab	Patiala/Fatehgarh Sahib	PB08
202	Punjab	Sahibzada Ajit Singh Nagar	PB12
203	Rajasthan	Ajmer	RJ01
204	Rajasthan	Alwar	RJ02
205	Rajasthan	Bhilwara	RJ12
206	Rajasthan	Bikaner	RJ05
207	Rajasthan	Dausa	RJ17
208	Rajasthan	Hanumangarh	RJ23
209	Rajasthan	Jaipur	RJ06

S.No.	State / Country	City	City Code
210	Rajasthan	Jodhpur	RJ07
211	Rajasthan	Kota	RJ08
212	Rajasthan	Sikar	RJ09
213	Rajasthan	Sriganganagar	RJ10
214	Rajasthan	Udaipur	RJ11
215	Sikkim	Gangtok	SM01
216	Tamil Nadu	Chennai	TN01
217	Tamil Nadu	Coimbatore	TN02
218	Tamil Nadu	Cuddalore	TN03
219	Tamil Nadu	Coonoor	TN36
220	Tamil Nadu	Dharmapuri	TN26
221	Tamil Nadu	Dindigul	TN27
222	Tamil Nadu	Erode	TN28
223	Tamil Nadu	Kanchipuram	TN05
224	Tamil Nadu	Kanyakumari/Nagercoil	TN06
225	Tamil Nadu	Karur	TN29
226	Tamil Nadu	Krishnagiri	TN21
227	Tamil Nadu	Kallakurichi	TN37
228	Tamil Nadu	Madurai	TN08
229	Tamil Nadu	Nagapattinam	TN30
230	Tamil Nadu	Namakkal	TN10
231	Tamil Nadu	Pudukkottai	TN31
232	Tamil Nadu	Ramanathapuram	TN32
233	Tamil Nadu	Salem	TN11
234	Tamil Nadu	Sivaganga	TN33
235	Tamil Nadu	Thanjavur	TN12
236	Tamil Nadu	Thoothukudi	TN13
237	Tamil Nadu	Tiruchirappalli	TN14
238	Tamil Nadu	Tirunelveli	TN15
239	Tamil Nadu	Tiruppur	TN22
240	Tamil Nadu	Tiruvannamalai	TN35
241	Tamil Nadu	Vellore	TN18
242	Tamil Nadu	Viluppuram	TN23
243	Tamil Nadu	Virudhunagar	TN20
244	Telangana	Hyderabad/Secunderabad	TL01
245	Telangana	Karimnagar	TL02
246	Telangana	Khammam	TL03
247	Telangana	Kothagudem	TL17
248	Telangana	Mahbubnagar	TL04
249	Telangana	Nalgonda	TL05
250	Telangana	Nizamabad	TL08
251	Telangana	Siddipet	TL11
252	Telangana	Suryapet	TL09

S.No.	State / Country	City	City Code
253	Telangana	Warangal	TL07
254	Tripura	Agartala	TA01
255	Uttar Pradesh	Ghaziabad	UP07
256	Uttar Pradesh	Meerut	UP14
257	Uttar Pradesh	Noida/Greater Noida	UP09
258	Uttar Pradesh	Agra	UP01
259	Uttar Pradesh	Aligarh	UP02
260	Uttar Pradesh	Allahabad/Prayagraj	UP03
261	Uttar Pradesh	Ambedkar Nagar	UP25
262	Uttar Pradesh	Azamgarh	UP19
263	Uttar Pradesh	Ballia	UP20
264	Uttar Pradesh	Bareilly	UP04
265	Uttar Pradesh	Bijnor	UP21
266	Uttar Pradesh	Bulandshahr	UP29
267	Uttar Pradesh	Basti	UP59
268	Uttar Pradesh	Chandauli	UP41
269	Uttar Pradesh	Faizabad	UP06
270	Uttar Pradesh	Firozabad	UP22
271	Uttar Pradesh	Ghazipur	UP23
272	Uttar Pradesh	Gorakhpur	UP08
273	Uttar Pradesh	Jhansi	UP10
274	Uttar Pradesh	Kanpur	UP11
275	Uttar Pradesh	Lucknow	UP12
276	Uttar Pradesh	Mathura	UP13
277	Uttar Pradesh	Mau	UP35
278	Uttar Pradesh	Moradabad	UP15
279	Uttar Pradesh	Muzaffarnagar	UP16
280	Uttar Pradesh	Rampur	UP58
281	Uttar Pradesh	Saharanpur	UP38
282	Uttar Pradesh	Sitapur	UP17
283	Uttar Pradesh	Sultanpur	UP40
284	Uttar Pradesh	Varanasi	UP18
285	Uttar Pradesh	Pratapgarh	UP43
286	Uttarakhand	Almora	UK09
287	Uttarakhand	Dehradun	UK01
288	Uttarakhand	Haldwani	UK02
289	Uttarakhand	Pauri Garhwal	UK08
290	Uttarakhand	Roorkee	UK06
291	West Bengal	Asansol	WB01
292	West Bengal	Bankura	WB16
293	West Bengal	Burdwan(Bardhaman)	WB02
294	West Bengal	Durgapur	WB04
295	West Bengal	Hooghly	WB06

S.No.	State / Country	City	City Code
296	West Bengal	Howrah	WB07
297	West Bengal	Kalyani	WB08
298	West Bengal	Kolkata	WB10
299	West Bengal	Siliguri	WB11
300	West Bengal	Suri	WB22
301	Bahrain	Manama	ZZ01
302	Sri Lanka	Colombo	ZZ02
303	Qatar	Doha	ZZ03
304	UAE	Dubai	ZZ04
305	Nepal	Kathmandu	ZZ05
306	Oman	Muscat	ZZ06
307	Saudi Arabia	Riyadh	ZZ07
308	UAE	Sharjah	ZZ08
309	Singapore	Singapore	ZZ09
310	Kuwait	Kuwait City	ZZ10
311	Malaysia	Kuala Lumpur	ZZ11
312	Nigeria	Lagos/Abuja	ZZ12
313	Indonesia	Jakarta	ZZ13
314	Australia	Canberra	ZZ14
315	Austria	Vienna	ZZ15
316	Brazil	Brasilia	ZZ16
317	Canada	Ottawa	ZZ17
318	Hong Kong	Hong Kong	ZZ19
319	Mauritius	Port Luis	ZZ20
320	Russia	Moscow	ZZ21
321	South Africa	Cape Town	ZZ22
322	Thailand	Bangkok	ZZ23
323	USA	Washington D.C.	ZZ24
324	Vietnam	Hanoi	ZZ25

Procedure for Online Payment of Fee and Helpline for Payment Related Queries

After completing Step 2 of the **Online** Application Form, the candidate may remit the examination fee (**Step 3**) in the following manner:

- Check the validity of the Debit/ Credit Card and keep it ready with you while logging on to the website for submitting Application Form. The candidates should enter the information asked for and make payment through a Debit/ Credit Card.
- Through Net Banking, check the balance in your account and keep all credentials ready with you while logging on to the website for making payment. The candidates should log in with his/her credentials of net banking and make payments accordingly.
- For payment through a UPI Service, check whether there is a requisite balance in the Bank Account / Wallet to which the concerned UPI is linked.
- For payment through, check whether there is a requisite balance in the Account / Wallet to which it is linked.

Prescribed Examination Fee can be paid through any Bank/Payment Gateway in any Payment Mode [service/processing charges per transaction and GST applicable thereon @ 18 % are to be borne by the candidate

S. No	Mode of Payment	HDFC BANK		IDBI BANK			STATE BANK OF INDIA		
1	Net Banking	HDFC	NIL Charge		Rs 25.5/- for SBI & HDFC Txn Rs 10.5/- for Axis Bank Txn Rs 15/- for Kotak Bank Txn Rs 9/- for all other bank Txn			SBI	Rs 5.00+GST
		Other Banks	NIL Charge					Other Banks	
2	Debit Cards	HDFC or Other Banks	Transaction upto Rs.2000/-	0 %	IDBI or Other Banks	Transaction upto Rs.2000/-	0.4%	Nil	
			Transaction above Rs 2000/-	0 %		Transaction above Rs 2000/-	0.9%		
3	Credit Cards	Domestic	Nil Charge		Domestic	1.28%		Domestic	0.80%+ GST
		International	Nil Charge		International	1.28%		International	3.50% of Fee+ GST (Minimum Rs 11/-)
4	Unified Payment Interface (UPI)	Nil Charge		NIL Charge			NIL Charge		

Note: In case, the fee payment status is not 'OK', or the Confirmation Page of the Online Application is not generated after fee payment (completion of Step 3) of the candidate is advised to contact the helpline number/email of the concerned Bank/Payment Gateway Integrator, as mentioned below:-

Candidate Login Page

(a) If Paying through State Bank of India (SBI):

Level	Name	Email ID	Contact Number
1	Helpdesk3	sbi.05222@sbi.co.in	08026599990
2	Customer Care	agmcustomer.lhodel@sbi.co.in	1800112211
3	Through SMS	Unhappy (add text)	8008202020

(b) If Paying through IDBI Bank:

Level	Name	Email ID	Contact Number
1	Gulshan Kumar	gulshan.verma@idbi.co.in	8689000546
2	Support	pgsupport@insolutionsglobal.com	02242006396

(c) If Paying through HDFC Bank:

Level	Name	Email ID	Contact Number
1	Ecom Support	Ecomsupport.delhi@hdfcbank.com	
2.	Pradeep Yadav	Pradeep.yadav10@hdfcbank.com	9625622301
3	Vikram Singh	Vikram.singh4@hdfcbank.com	9799810080

Computer Based Test (CBT) Guidelines

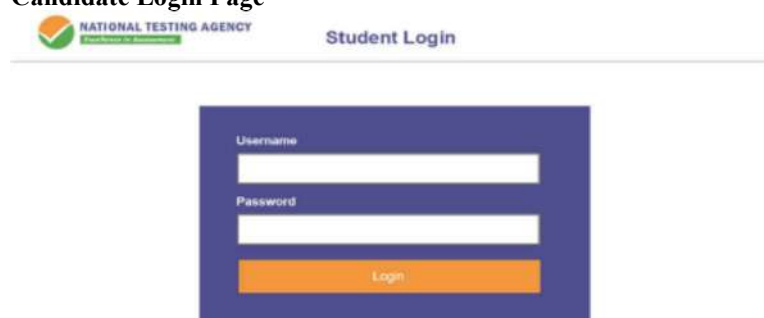
The major examinations being conducted by NTA are Computer-Based Tests (CBT). A CBT requires candidates to sit in front of a computer terminal (node) allocated to them against their Roll number and Admit card. After logging the candidate will get detailed instructions for the examinations. At the designated time of the start of the examination, the candidates will be able to proceed and see the questions on the computer screen using the computer mouse. Candidates will have the option to change/modify/edit/answers already entered at any time during the examination.

Procedure for appearing in Computer Based Test (CBT):

(Sample/mock test will be available on NTA website: www.nta.ac.in for hands-on practice)

- (a) A computer terminal (node) indicating Roll Number will be allocated to each candidate. Candidates should find and sit on their allocated computers only. Any candidate found to have changed room/hall or the computer on their own other than the one allotted would lead to cancellation of candidature and no plea in this regard would be entertained.
- (b) For login, the candidate will have to enter a **login ID and password**. The computer terminal allotted to the candidate will display the WELCOME login screen, Candidate's photograph and NET subject opted by the candidate.

Candidate Login Page



Candidate Welcome Screen




- (c) After login, the candidate shall be able to see the detailed instructions for the examination. Candidates are advised to go through the instructions carefully regarding the type of questions and marking scheme. At the designated time of the start of the examination, the candidates will be able to proceed and see the questions on the computer screen.


Please read the instructions carefully


General Instructions:


1. The total duration of the examination is as indicated on the Admit Card issued by the NTA.
2. The clock will be set at the server. The countdown timer in the top right corner of the screen will display the remaining time available for you to complete the examination. When the timer reaches zero, the examination will end by itself. You will not be required to end or submit your examination.
3. The Question Palette displayed on the right side of the screen will show the status of each question using one of the following symbols:

 1 You have not visited the question yet.

 2 You have not answered the question.

 3 You have answered the question.



 4 You have NOT answered the question, but have marked the question for review.

 5 The question(s) "Answered and Marked for Review" will be considered for evaluation.

4. The 'Marked for Review' status for a question simply indicates that you would like to look at that question again.

5. You can click on the ">" arrow which appears to the left of the question palette to collapse the question palette thereby maximizing the question window. To view the question palette again, you can click on "<" which appears on the right side of the question window.

6. You can click on your "Profile" image on the top right corner of your screen to change the language during the exam for the entire question paper. On clicking on the Profile image, you will get a drop-down to change the question content to the desired language.

7. You can click on  to navigate to the bottom and  to navigate to the top of the question area, without scrolling.

Navigating to a Question:

8. To answer a question, do the following:
 - a) Click on the question number in the Question Palette at the right of your screen to go to that question directly. Note that using this option does NOT save your answer to the current question.
 - b) Click on **Save & Next** to save your answer for the current question and then go to the next question.
 - c) Click on **Mark for Review & Next** to save your answer for the current question, mark it for review, and then go to the next question.

Answering a Question :

9. Procedure for answering a Multiple-Choice Type question:
 - a) To select your answer, click on the button of one of the options.
 - b) To deselect your chosen answer, click on the button of the chosen option again or click on the **Clear Response** button.

- c) To change your chosen answer, click on the button of another option.
 - d) To save your answer, you must click on the Save & Next button
 - e) To mark the question for review, click on the '**Mark for Review & Next**' button.
10. To change your answer to a question that has already been answered, first select that question for answering and then follow the procedure for answering that type of question.

Navigating through sections:

- 11. Sections in this question paper are displayed on the top bar of the screen. Questions in a section can be viewed by clicking on the Section name. The section you are currently viewing is highlighted.
- 12. After clicking the **Save and Next** button on the last question for a Section, you will automatically be taken to the first question of the next section.
- 13. You can shuffle between sections and questions anytime during the examination as per your convenience only during the time stipulated.
- 14. The candidate can view the corresponding section summary as part of the legend that appears in every section above the question palette.

Instruction for Question:

- 15. For the correctness of the translation for a particular language, only the **English version** will be considered as the final version for evaluation purposes.

The keyboard attached to the computer, if any, will be disabled during the entire duration of the examination. Depending on the type of question, the answers to questions can either be entered by clicking on the virtual on-screen keyboard (numeric or otherwise) using the computer mouse or by clicking the chosen option(s) using the computer mouse. Candidates will have the option to change/modify answers already entered anytime during the entire duration of the examination.

In case the computer/mouse allotted to any candidate malfunctions anytime during the test, he/she will be immediately allotted another computer system and the time lost due to this will be adjusted in the server so as to give the candidate the full allotted time.

The on-screen computer clock counter of every candidate will be set at the server. The countdown timer on the top right side of the computer screen will display the time remaining (in minutes) available for the candidate to complete the examination. When the timer reaches zero, the examination will end by itself. The candidates will not be required to end or submit the examination.

The Question Palette displayed on the screen will show the status of each question using one of the following symbols:



The question(s) “Answered and Marked for Review” status for a question indicates that the candidates would like to have a relook at that question again. A candidate has the option of answering a question and simultaneously “Marked for Review”, these answers will be considered for evaluation. However, if a candidate has simply put “Marked for Review” for a question without answering it, the corresponding question marked for review without an answer will not be considered for evaluation. It may be noted that a candidate can return to any “Marked for Review” question any time during the examination by clicking on the corresponding question number icon displayed on the Question Palette of the corresponding section.

1. The candidates can click on the “>” arrow which appears to the left of the question palette to collapse the question palette thereby maximizing the question viewing window. To view the question palette again, the candidate can click on “<” which appears on the right side of the question window.
2. Candidates can click on to navigate to the bottom and to navigate to the top of the question area, without scrolling. Using the computer mouse the candidate can scroll up and down the question viewing area for viewing the entire question.
3. The full paper can be viewed by clicking the “Question Paper” icon on the top right corner of the screen.
4. Blank Sheets for doing Rough Work/calculations shall be provided to the candidates. The Blanks Sheets would have a Header page for the candidates to write down his/her Name and Roll Number. All calculations/writing work is to be done only in the Blank Sheets provided at the Centre in the Examination Room/Hall and on completion of the test candidates must hand over the rough sheets to the invigilator on duty in the Room/Hall.

5. Navigating to a Question

To navigate between questions within a Paper, the candidate needs to do the following:

- (a) Click on the question number in the Question Palette at the right of the screen to go to that numbered question directly. Note that using this option does NOT save the answer to the currently displayed question.
- (b) Click on “Save and Next” to save the answer to any question. Clicking on “Save and Next” will save the answer for the current question and the next question will be displayed on the candidate’s computer screen.
- (c) Click on “Mark for Review and Next” to mark a question for review (without answering it) and proceed to the next question.



6. Answering a Question

To navigate between questions within a Paper, the candidate needs to do the following:

Procedure for answering a Multiple-Choice type question:

- (a) To select the option(s), click on the corresponding button(s) of the option(s).
- (b) To deselect the chosen answer, click on the button of the chosen option again or click on the “Clear Response” button.
- (c) To save the answer, the candidate MUST click on the “Save and Next” button.

- (d) To mark the question for review (without answering it), click on the “Mark for Review and Next” button.

7. Navigating through sections:

- (a) Sections in the question paper are displayed on the top bar of the screen. Questions in a section can be viewed by clicking on the section name. The section in which the candidate is currently viewing will be highlighted.
- (b) After clicking the “Save and Next” button on the last question for a section, the candidate will automatically be taken to the first question of the next section.
- (c) Candidates can shuffle between sections and questions within sections anytime during the examination as per the convenience only during the time stipulated.
- (d) The candidate can view the corresponding section summary as part of the legend that appears in every section above the question palette.

8. Procedure for answering questions that require inputs from the on-screen virtual keyboard (numeric or otherwise):

- (a) The candidate will have to use the on-screen virtual keyboard (that would be displayed just below the question statement of these types of questions) and the attached computer mouse to enter his/her answer in the space provided for the answer.

On-Screen Virtual Keyboard




- (b) The answer can be changed, if required, anytime during the test. To save the answer, the candidate MUST click on the “Save and Next” button.
- (c) To mark the question for review (without answering it), click on the “Mark for Review and Next” button.

The candidates will have the option to change previously saved answer to any question, anytime during the entire duration of the test. To change the answer to a question that has already been answered, first select the corresponding question from the Question Palette, then click on “Clear Response” to clear the previously entered answer and subsequently follow the procedure for answering that type of question.

9. ROUGH WORK:

All calculations/writing work is to be done only in the rough sheet provided at the Centre in the Examination Room/Hall and on completion of the test candidates must hand over the rough sheets to the invigilator on duty in the Room/Hall.


Replica of CUET (PG) - 2024 Examination




Department of Higher Education
Ministry of Education
Government of India

विश्वविद्यालयीन सामान्य प्रवेश परीक्षा (पीएच) - 2024

Common University Entrance Test
CUET (PG) - 2024



विश्वविद्यालय अनुदान आयोग
University Grants Commission
quality higher education for all



राष्ट्रीय परीक्षा एजेंसी
National Testing Agency
Excellence in Assessment

Home Information Bulletin Syllabus Universities Courses Application Guide FAQ * Contact Us
Sign In [Register](#)

Announcement : Welcome to CUET (PG) - 2023 Portal.

Public Notice
News & Events
Important Dates

- [Inviting Online Applications for CUET \(PG\) 2024](#)
Published on 15/12/2023

About National Testing Agency


The Ministry of Education (MoE), Government of India (GoI) has established the National Testing Agency (NTA) as an independent, autonomous, and self-sustained premier testing organization under the Societies Registration Act (1860) for conducting efficient, transparent, and international standardized tests in order to assess the competency of candidates for admission to premier higher education institutions with a mission to improve equity and quality in education by developing and administering research-based valid, reliable, efficient, transparent, fair and international level assessments.

NTA has created a system that is promoting teaching (by teachers), learning (by students), and assessment (by parents and institutions). NTA strongly believes in the quality, efficiency, effectiveness, equity, and security of assessments. To practice these values, NTA is constantly engaging with its stakeholders, viz. students, parents, teachers, experts, and partner institutions.


About Common University Entrance Test (CUET PG - 2024)

The Common University Entrance Test (CUET PG - 2024) has been introduced for admission into various PG Programmes in Central and State Universities/ Institutions and participating Deemed/ Private participating Universities/ Institutions for academic session 2024-25. The Common University Entrance Test (CUET) will provide a common platform and equal opportunities to candidates across the country, especially those from rural and


Activate Windows
Go to Settings to activate Windows.




भारत सरकार
Government of India




विभा संशालय
Ministry of Education



विश्वविद्यालय अनुदान आयोग
University Grants Commission




राष्ट्रीय परीक्षा एजेंसी
National Testing Agency



इसर्ष
Samarth JCT Initiatives of MoE


A- A A+




Department of Higher Education
Ministry of Education
Government of India

विश्वविद्यालयीन सामान्य प्रवेश परीक्षा (पीएच) - 2024

Common University Entrance Test
CUET (PG) - 2024



विश्वविद्यालय अनुदान आयोग
University Grants Commission
quality higher education for all



राष्ट्रीय परीक्षा एजेंसी
National Testing Agency
Excellence in Assessment

Home Information Bulletin Syllabus Universities Courses Application Guide FAQ * Contact Us
Sign In [Register](#)

Instructions and Procedure for online submission of Application Form

[Download Information Bulletin](#)

1. Candidates must read carefully the Instructions (including how to fill up the Application Form online) given in the Information Bulletin available on the NTA Website: <https://pgcuet.samarth.ac.in> Candidates not complying with the instructions shall be summarily disqualified.
2. Candidates can apply for CUET PG 2024 through the "Online" mode only. The Application Form in any other mode will not be accepted.
3. Submission of Application Form should be made by the candidate online through the NTA website: <https://pgcuet.samarth.ac.in/>
4. **Instructions for filling Online Application Form:**
 - Download **Information Bulletin and Replica of Application Form**. Read these carefully to ensure your eligibility.
 - Follow the steps given below to Apply Online:

Step 1: Registration Form:

Register for the Online Application Form and note down the system-generated Application Number. The candidate should provide the required details while filling the Online Application Form and is also required to create PASSWORD and choose Security Question and enter his/her Answer. After successful submission of the personal details, an Application Number will be generated and it will be used to complete the remaining Steps of the Application Form and will also be required for all future reference/correspondence. For subsequent login, the candidate will be able to login directly with the respective system-generated Application Number and created Password.

Activate Windows
Go to Settings to activate Windows.

Step 2: Application Form:

The Candidates can log in with the system-generated Application Number and pre-created Password for completing the Application Form including filling up personal details, providing the details of educational qualification, University / Institution / Organization and programme selection, test paper details, choosing the Examination Cities, and uploading the images and documents (if any).

Upload Scanned Images of Candidate's Photograph and Signature :

- The recent photograph should be either in colour or black and white with 80% face (without mask) visible including ears against a white background.
- Scanned photograph and signature should be in JPG/JPEG format (clearly legible).
- The size of the scanned photograph should be between 10 kb to 200 kb (clearly legible).
- The size of the scanned signature should be between 4 kb to 30 kb (clearly legible).

[Note: The Candidate must upload only his/her own photograph and signature as mentioned above (and not of anybody else) in a correct/proper manner. In case, it is found at any time in the future that the Candidate has used/uploaded the photograph and signature of someone else in his/her Application Form/Admit Card, or he/she has tampered his/her Admit Card/Result/Scorecard, these acts of the candidate shall be treated as Unfair Means (UFM) Practices and action taken as detailed under the provisions of the Information Bulletin relating to Unfair Means Practices.

Please check your photograph and signature before submission of the Application Form. In case the photograph or signature is blurred or not visible to identify the identity of the candidate then, the application will be rejected.

Step 3: Fee Payment:

Fee Payable by candidates in INR (Through: Net-Banking/ Debit Card /Credit Card / UPI/Wallet)				
In India (Fee In ₹)			Outside India (Fee In ₹)	
Category	Application Fee (for upto two Test Papers)	Fees for additional Test Paper (Per Test Paper)	Application Fee (for upto two Test Papers)	Fees for additional Test Paper (Per Test Paper)
General /-	₹ 1200 /-	₹ 600 /-	₹ 6000 /-	₹ 2000 /-
OBC-NCL/Gen-EWS /-	₹ 1000 /-	₹ 500 /-		
SC/ ST/ Third Gender /-	₹ 900 /-	₹ 500 /-		
PwBD /-	₹ 800 /-	₹ 500 /-		

After completing Step 1 and Step 2, the candidates must pay the requisite examination fee. The fee can be submitted only online through Net Banking, Credit Card, Debit Card or UPI Services. Processing charges and GST as applicable are chargeable to the candidate (in addition to the examination fee) by the concerned Bank/Payment Gateway Integrator.

The Confirmation Page of the online Application Form will be generated only after successful payment by the Candidate. In case the Confirmation Page is not generated after payment of fee, then the candidate may have to approach the concerned Bank / Payment Gateway (in the helpline number and e-mail given in the Information Bulletin) for ensuring the successful payment or for obtaining the refund of duplicate/multiple payments].

5. Candidates shall ensure that the information entered by them in their respective online Application Form is correct.
6. All candidates must ensure that they have provided the correct e-mail address and mobile number.
7. Information provided by the candidates in their respective online Application Forms, like the Name of the Candidate, Contact Details, Address Details, Category, Gender, PwBD Status, Educational Qualification Details, Date of Birth, Choice of Exam cities, etc. will be treated as final. Any request for change in such particulars will not be considered by NTA under any circumstances.
8. NTA does not edit/modify/alter any information entered by the candidates after completion of the application process under any circumstances. Any request for change in information thereafter will not be entertained. Therefore, candidates are advised to exercise utmost caution before filling up the correct details in the Application Form.
9. NTA disclaims any liability that may arise to a candidate(s) due to incorrect information provided by him/her in his/her online Application Form.
10. Candidates must ensure that their email address and mobile number to be registered in their online Application Form are their own, as relevant/important information/ communication will be sent by NTA through e-mail on the registered E-mail Address and through SMS on the registered mobile number only. NTA shall not be responsible for any non-communication /miscommunication with a candidate in the E-mail Address or Mobile Number given by him/her other than his/her own.
11. Candidates are advised to visit the NTA Website (www.nta.ac.in and <https://pgcuet.samarth.ac.in/>) and check their E-mails regularly for the latest updates.

12. Candidates shall appear at their own cost at the Examination Centre on the Date, Shift, and Time indicated on their Admit Cards issued by the NTA in due course through its Website.

13. Important Instruction about PASSWORD

- During online form filling, the candidate will be required to choose PASSWORD and Security Question and its Answer. The candidate is advised to record/remember their password for all future logins.
- For subsequent logins, the candidate will be able to login directly with their respective system-generated Application Number and the chosen Password.
- The candidate is advised not to disclose or share their password with anybody. Neither NTA nor SAMARTH will be responsible for the violation or misuse of the password of a candidate.
- Candidates can change his/her passwords after login if desired.
- Candidates should remember to log out at the end of their session so that the particulars of the candidate cannot be tampered with or modified by unauthorized persons.

The Password must be as per the following Password policy.

- Password must be **8 to 13 characters long**.
- Password must have at least **one Upper case** alphabet.
- Password must have at least **one Lower case** alphabet.
- Password must have at least **one numeric value**.
- Password must have at least **one special character** eg, !@#%&*-.

How to reset your Password : The following options are available to reset Password

- Using Security Question and its Answer you have chosen during Form filling.
- Using a verification code sent via text message (SMS) to your Registered Mobile No.
- Using a reset link sent via Email to your Registered Email address.

I have downloaded the Information Bulletin of CUET PG Exam 2024, read and understood all the Instructions therein as well as those mentioned above, and fill up the online Application Form for the CUET PG Exam 2024 accordingly.

Activate Window
Go to Settings to activate Windows



विश्वविद्यालयीन सामान्य प्रवेश परीक्षा (पीजी) - 2024
Common University Entrance Test
CUET (PG) - 2024



Home Information Bulletin Syllabus Universities Courses Application Guide FAQ * Contact Us

Sign in Register

Form Status

1. Apply for Online Registration
2. Fill Online Application Form
3. Pay Examination Fee

Registration Form

Personal Details

Candidate's Name (As per class X or Equivalent Certificate)	<input type="text" value="Kelvin Smith"/>	ⓘ
Father's Name	<input type="text" value="Steve Smith"/>	ⓘ
Mother's Name	<input type="text" value="Michelle Smith"/>	ⓘ
Guardian's Name	<input type="text" value="Enter Guardian's Name"/>	
Candidate's Date of Birth	<input type="text" value="8"/> <input type="text" value="August"/> <input type="text" value="2003"/>	
Gender	<input type="text" value="Male"/>	ⓘ
Nationality	<input type="text" value="Indian"/>	ⓘ

Activate Windows
Go to Settings to activate Windows

Gender Male ▾

Nationality Indian ▾

Identity Type School ID Card ▾

Valid Identification Number 123456789

Present Address

Premises/House No./Name 838

Sub Locality Enter Sub Locality

Locality Sector 8

Country India ▾

State/UT HARYANA ▾

District GURUGRAM ▾

Pincode 121009

Email Address natode6220@anawalls.com

Activate Windows
Go to Settings to activate Windows.

121009

Email Address

natode6220@anawalls.com



Confirm Email Address

natode6220@anawalls.com

Mobile Number
(without country code or 0)

7827981319



Confirm Mobile Number

7827981319

Alternate Contact Number

Enter Alternate Contact Number

Permanent Address Click if Same As Present Address

Premises/House No./Name

808

Sub Locality

Enter Sub Locality

Locality

Sector 3

Country

India



State/UT

KERALA



District

KOZHIKODE



Pincode

122580

Activate Windows
Go to Settings to activate

Choose Password

Password must be of 8-13 characters, must have one special character, one upper case character, one lower case character one numeric value.

Password (Minimum 8 characters)	<input type="password" value="....."/>
Confirm Password	<input type="password" value="....."/>
Security Question	<input type="text" value="What is your neighbour's pet name ?"/> ▼
Security Answer	<input type="password" value="....."/>

Security Pin

768574

Enter Security Pin (Click on the text to change)

Submit

Activate V
Go to Setting

Review Page: Online Registration Form

Personal Details

Candidate's Name (As per class X or Equivalent Certificate)	Kelvin Smith	Father's Name	Steve Smith
Mother's Name	Michelle Smith	Guardian's Name	
Candidate's Date of Birth	8-08-2003	Gender	Male
Nationality	Indian	Identity Type	School ID Card
Valid Identification Number	123456789		

Present Address

Premises/House No./Name	838	Sub Locality	
Locality	Sector 8	Country	India
State/UT	HARYANA	District	GURUGRAM
Pincode	121009	Mobile Number without country code	7827981319

Activate Windows
Go to Settings to activate Windows

Present Address

Premises/House No./Name	838	Sub Locality	
Locality	Sector 8	Country	India
State/UT	HARYANA	District	GURUGRAM
Pincode	121009	Mobile Number without country code or 0	7827981319
Email Address	natode6220@anawalls.com	Alternate Contact Number	

Permanent Address

Premises/House No./Name	808	Sub Locality	
Locality	Sector 3	Country	India
State/UT	KERALA	District	KOZHICODE
Pincode	122580		

Security Question

What is your neighbour's pet name ?
Security Answer
Not shown due to security reason

Security Question

What is your neighbour's pet name ?

Security Answer

Not shown due to security reason

Particulars checklist to be verified

Kindly verify all the particulars listed below carefully and ensure you have filled correct information.

- | | |
|--|--|
| <input type="checkbox"/> My Name | <input type="checkbox"/> Date of Birth |
| <input type="checkbox"/> Father Name | <input type="checkbox"/> Mother Name |
| <input type="checkbox"/> Email Address | <input type="checkbox"/> Mobile |
| <input type="checkbox"/> Present Address | <input type="checkbox"/> Permanent Address |

I hereby declare that I have filled up this online application after carefully reading the Information Bulletin and fully understanding the provisions/ procedures mentioned therein. I further declare that all the particulars given by me in this application are true to the best of my knowledge and belief. I agree that my Result may be withheld/ not declared/ my candidature may automatically stand cancelled, in case it is found at any point of time in future that false information has been furnished in this application. I shall abide by these terms and conditions as well as those laid down in the Information Bulletin, Public Notices and Advisories issued by NTA regarding this exam from time to time.

Edit Registration Details

Submit and Send OTP to Mobile

Security Question

What is your neighbour's pet name ?

Security Answer

Not shown due to security reason

Particulars checklist to be verified

Kindly verify all the particulars listed below carefully and ensure you have filled correct information.

- | | |
|---|---|
| <input checked="" type="checkbox"/> My Name | <input checked="" type="checkbox"/> Date of Birth |
| <input checked="" type="checkbox"/> Father Name | <input checked="" type="checkbox"/> Mother Name |
| <input checked="" type="checkbox"/> Email Address | <input checked="" type="checkbox"/> Mobile |
| <input checked="" type="checkbox"/> Present Address | <input checked="" type="checkbox"/> Permanent Address |

I hereby declare that I have filled up this online application after carefully reading the Information Bulletin and fully understanding the provisions/ procedures mentioned therein. I further declare that all the particulars given by me in this application are true to the best of my knowledge and belief. I agree that my Result may be withheld/ not declared/ my candidature may automatically stand cancelled, in case it is found at any point of time in future that false information has been furnished in this application. I shall abide by these terms and conditions as well as those laid down in the Information Bulletin, Public Notices and Advisories issued by NTA regarding this exam from time to time.

Edit Registration Details

Submit and Send OTP to Mobile

Review Page: Enter OTP

Personal Details

Candidate's Name (As per class X or Equivalent Certificate)	Kelvin Smith	Father's Name	Steve Smith
Mother's Name	Michelle Smith	Guardian's Name	--
Candidate's Date of Birth	8-08-2003	Gender	Male
Nationality	Indian	Identity Type	School ID Card
Valid Identification Number	123456789		

Present Address

Premises/House No./Name	838	Sub Locality	
Locality	Sector 8	Country	India
State/UT	HARYANA	District	GURUGRAM
Pincode	121009	Mobile Number	7827981319

Activ
Go to

Present Address

Premises/House No./Name	838	Sub Locality	
Locality	Sector 8	Country	India
State/UT	HARYANA	District	GURUGRAM
Pincode	121009	Mobile Number	7827981319
Email Address	natode6220@anawalls.com	Alternate Contact Number	

Permanent Address

Premises/House No./Name	808	Sub Locality	
Locality	Sector 3	Country	India
State/UT	KERALA	District	KOZHIKODE
Pincode	122580		

Security Question

What is your neighbour's pet name ?	Security Answer Not shown due to security reason
-------------------------------------	---

Security Question

What is your neighbour's pet name ?

Security Answer

Not shown due to security reason

Please do not refresh this page.

Time remaining to enter the verification code : 11 min 33 sec

Enter One Time Password(OTP) (Sent on given Mobile No. 7827981319)

360283



7453581

Enter Security Pin (Click on the text to change)

7453581










Submit

Resend Verification Code

Application Form : Personal Details

Personal Details

Candidate's Name (As per class X or Equivalent Certificate)	<input type="text" value="Kelvin Smith"/>	
Candidate's Date of Birth	<input type="text" value="8"/> <input type="text" value="August (08)"/> <input type="text" value="2003"/>	
Gender	<input type="text" value="Male"/>	
Nationality	<input type="text" value="Indian"/>	
Category	<input type="text" value="Select"/>	
Are you a PwBD Candidate ?	<input type="text" value="Select"/>	
Father's Name	<input type="text" value="Steve Smith"/>	
Father's Qualification	<input type="text" value="Select"/>	

Father's Qualification	Select	▼
Father's Occupation	Select	▼
Mother's Name	Michelle Smith	
Mother's Qualification	Select	▼
Mother's Occupation	Select	▼
Guardian's Name	Enter Guardian Name	
Annual Family Income	Select	▼
Are You Twin ?	Select	▼
Domicile State	Select	▼
Are you Diabetic ?	Select	▼
Place of Residence	Select	▼
Mode of Preparation	Select	▼
Medium of Study in Qualifying Examination	Select	▼

Present Address

Present Address

Premises/House No./Name	838
Sub Locality	Enter Sub Locality
Locality	Sector 8
Country	India ▼
State/UT	HARYANA ▼
District	GURUGRAM ▼
Pincode	121009

Permanent Address Click if Same As Present Address

Premises/House No./Name	808
Sub Locality	Enter Sub Locality
Locality	Sector 3
Country	India ▼

Country	India
State/UT	KERALA
District	KOZHIKODE
Pincode	122580

Other Quota & Category

Do you belong to Below Poverty Line ?	Select
Are you Kashmiri Migrant ?	Select
Ward of Defence Personnel / Ex-Servicemen	Select
Claim for NCC Quota	Select
Claim for Sports Quota	Select
Are you a ward of University Employee?	Select

Back

Save



विश्वविद्यालयीन सामान्य प्रवेश परीक्षा (एनईई) - 2024
Common University Entrance Test
CUET (PG) - 2024



Application Form : Review Personal Details

Personal Details

Candidate's Name (As per class X or Equivalent Certificate)	Kelvin Smith	Father's Name	Steve Smith
Mother's Name	Michelle Smith	Guardian's Name	--
Candidate's Date of Birth	8-08-2003	Gender	Male
Nationality	Indian	Category	General/Unreserved
Domicile State	HARYANA	Are you a PwBD Candidate ?	No
Type of Disability		Do you have benchmark disability of 40% or more?	
Do you need a Scribe (As per the		Are you Diabetic ?	No

Activate Win
Go to Settings to

Do you need a Scribe (As per the criteria given in the Information Bulletin)?

Are you Diabetic ? No

Are You Twin ? No

Name of the other Brother/Sister as per Class X Certificate --

Roll Number of Class 10th or its equivalent of the Twin --

Father's Qualification Post Graduate

Father's Occupation Public Sector Service

Mother's Qualification Graduate

Mother's Occupation Pharmacy

Annual Family Income RS. 600001 - 700000

Place of Residence Rural

Mode of Preparation Self

Medium of Study in Qualifying Examination English

Present Address

Premises/House No./Name 838

Sub Locality

Locality Sector 8

Country India

State/UT HARYANA

District GURUGRAM

Pincode 121009

Permanent Address

Premises/House No./Name

808

Sub Locality

Locality

Sector 3

Country

India

State/UT

KERALA

District

KOZHIKODE

Pincode

122580

Other Quota & Category

Are you Kashmiri Migrant ? No

Ward of Defence Personnel / Ex-Servicemen No

Claim for NCC Quota No

Claim for Sports Quota No

Level of Sports Achievement

Are you a ward of University Employee? No

Is your Father Employee of University --

Name of the University --

Father's Employee ID --

Name of the Department/Affiliated College --

Father's Designation --

Father's Employment Status --

Is your Mother Employee of University --

Name of the University --

Mother's Employee ID --

Name of the Department/Affiliated College --

Mother's Designation --

Mother's Employment Status --

[Back to Dashboard](#)

[Update Personal Form](#)

[Proceed to Next Section](#)

Application Form : Educational Details

Class Xth or Equivalent Educational Details

Result Status	<input type="text" value="Select"/>
Passing Year	<input type="text" value="Select"/>
Qualifying Exam	<input type="text" value="Select"/>
Board Name	<input type="text" value="Select"/>
School/College Name and Address	<input type="text" value="Enter School/College Name and Address"/>
School/College Pincode	<input type="text" value="Enter School/College Pincode"/>
Roll Number	<input type="text" value="Enter Roll Number"/>
Result Mode	<input type="text" value="Select"/>

Class XIIth or Equivalent Educational Details

Result Status	<input type="text" value="Select"/>
Passing Year	<input type="text" value="Select"/>
Qualifying Exam	<input type="text" value="Select"/>
Board Name	<input type="text" value="Select"/>
School/College Name and Address	<input type="text" value="Enter School/College Name and Address"/>
School/College Pincode	<input type="text" value="Enter School/College Pincode"/>
Roll Number	<input type="text" value="Enter Roll Number"/>

Under Graduate Educational Details

Qualifying Exam	<input type="text" value="Select"/>
Result Status	<input type="text" value="Select"/>
Passing Year	<input style="border: 2px solid green; color: green; text-align: center; font-weight: bold; font-size: 0.9em; padding: 2px 5px;" type="text" value="2024"/> ✓
Name of University/Institution	<input type="text" value="Select"/>

Under Graduate Educational Details

Qualifying Exam	Select
Result Status	Select
Passing Year	2024
Name of University/Institution	Select
University/College/Institution Address	Enter University/College/Institution Address
Roll Number	Enter Roll Number

Back

Save



विश्वविद्यालयीन सामान्य प्रवेश परीक्षा (पीसी) - 2024
Common University Entrance Test
CUET (PG) - 2024



Home Information Bulletin Syllabus Universities Courses Application Guide FAQ Contact Us My Application: 243510000001 Logout (Kelvin Smith)

Personal Details (1) Educational Details (2) Examination Center Details (3) University / Programme Selection (4) Test Paper Details (5) Upload Details (6) Preview (7)

Application Form : Review Educational Details

Update

Educational Details

Xth or Equivalent Educational Details

Qualifying Exam	10th or Equivalent	Result Status	Passed
Passing Year	2018	Board Name	CENTRAL BOARD OF SECONDARY EDUCATION
School/College Name and Address	KVS Gurgaon	School/College Pincode	121654
Roll Number	123456	Result Mode	Percentage
Maximum Marks	500	Marks Obtained	456
Percentage	91.20	Maximum Grade Point	--
CGPA Obtained	--	CGPA Equivalent Percentage	--

Ac
Go

XIith or Equivalent Educational Details

Qualifying Exam	12th or Equivalent	Result Status	Passed
Passing Year	2020	Place of Schooling	CENTRAL BOARD OF SECONDARY EDUCATION
School/College Name and Address	KVS Gurgaon	School/College Pincode	121654
Roll Number	123654	Result Mode	Percentage
Maximum Marks	600	Marks Obtained	584
Percentage	97.33	Maximum Grade Point	--
CGPA Obtained	--	CGPA Equivalent Percentage	--

Under Graduate Educational Details

Qualifying Exam	B.Com	Result Status	Passed
Passing Year	2023	Name of University/Institution	Banaras Hindu University
University/College/Institution Address	BHU, Varanasi	Roll Number	123789
Result Mode	Grade	Maximum Marks	--
Marks Obtained	--	Percentage	--
Maximum Grade Point	10.00	CGPA Obtained	8
CGPA Equivalent Percentage	80		

Previous Section

Update Educational Form

Proceed to Next Section



विश्वविद्यालयीन सामान्य प्रवेश परीक्षा (पीजी) - 2024
Common University Entrance Test
CUET (PG) - 2024



Home Information Bulletin Syllabus Universities Courses Application Guide FAQ * Contact Us My Application: 24351000001 Logout (Kalvin Smith)

Application Form : Examination Center Selection

Examination Center Details

Center City Preference 1	--Select State--	--Select City--
Center City Preference 2	--Select State--	--Select City--

Back

Save

Personal Details (1) Educational Details (2) Examination Center Details (3) University / Programme Selection (4) Test Paper Details (5) Upload Details (6) Preview (7)

Application Form : Review Examination Center Selection

Update

Examination Center Selection Details

Center City Preference 1 Haryana - Faridabad (HR03)
Center City Preference 2 Himachal Pradesh - Solan (HP17)

Previous Section

Update Examination Center Form

Proceed to Next Section

You need to apply in atleast one university to move to next section.

Application Form : University / Programme Selection

Important Note:

1. CUET (PG) - 2024 enables a candidate to apply to one or more Universities / Participating Institution/ Government College.
2. Before applying, Candidate must read the Information Bulletin and visit the website of the University / Participating Institution/ Government College where he/she seeks admission.
3. Candidate needs to select the Subject/ Language as per the mapping given by the University / Participating Institution/ Government College where admission is being sought, which is available on the website <https://pgcuet.samarth.ac.in/> and website of respective University / Participating Institution/ Government College.

Select University Name

Select Programme Name

--Select--

--Select--

Add

You have not selected any programme. You need to select atleast one university and programme.

Act
Go t

Application Form : University / Programme Selection

Important Note:

1. CUET (PG) - 2024 enables a candidate to apply to one or more Universities / Participating Institution/ Government College.
2. Before applying, Candidate must read the Information Bulletin and visit the website of the University / Participating Institution/ Government College where he/she seeks admission.
3. Candidate needs to select the Subject/ Language as per the mapping given by the University / Participating Institution/ Government College where admission is being sought, which is available on the website <https://pgcuet.samarth.ac.in/> and website of respective University / Participating Institution/ Government College.

Select University Name

AMITY UNIVERSITY NOIDA



Select Programme Name

--Select--



Add

UNIVERSITY NAME	PROGRAMME NAME	LIST OF SUBJECT(S) REQUIRED TO APPEAR IN CUET PG 2024	ELIGIBILITY	ACTION
AMITY UNIVERSITY PATNA Read more about university	Commerce	COQP08	Click here	Remove
AMITY UNIVERSITY NOIDA Read more about university	LLM (Tax Law)	COQP14	Click here	Remove

Personal Details (1) Educational Details (2) Examination Center Details (3) University / Programme Selection (4) Test Paper Details (5) Upload Details (6) Preview (7)

Application Form : Review University / Programme Selection

Update

Important Note:

1. CUET (PG) - 2024 enables a candidate to apply to one or more Universities / Participating Institution/ Government College.
2. Before applying, Candidate must read the Information Bulletin and visit the website of the University / Participating Institution/ Government College where he/she seeks admission.
3. Candidate needs to select the Subject/ Language as per the mapping given by the University / Participating Institution/ Government College where admission is being sought, which is available on the website <https://pgcuet.samarth.ac.in/> and website of respective University / Participating Institution/ Government College.

S.NO.	UNIVERSITY NAME	PROGRAMME NAME	LIST OF SUBJECT(S) REQUIRED TO APPEAR IN CUET PG 2024	ELIGIBILITY
1	AMITY UNIVERSITY PATNA Read more about university	Commerce	COQP08	Click here
2	AMITY UNIVERSITY NOIDA Read more about university	LLM (Tax Law)	COQP14	Click here

Previous Section

Update Programme Form

Proceed to Next Section

Select Test Paper / Subject(s) Selection

Test Paper / Subject 1	ACQP01 : Shiksha Shastri B.Ed.	✓	▼
Test Paper / Subject 2	ACQP06 : Dharma Vijnan	✓	▼
Test Paper / Subject 3	HUQP09 : History	✓	▼
Test Paper / Subject 4	COQP14 : L.L.M.	✓	▼

Please ensure the following:

1. Candidates are advised to read the rules of selection of Test paper / Subject(s) / Language (s) in CUET (PG) – 2024 Information Bulletin.
2. Candidate must select Test paper/Subject(s)/ Language(s) based on the eligibility criteria of the Programme offered by University / Institution / Organization in which the candidate wants to seek admission.
3. **Examination may be conducted on multiple days in two shifts, depending on the number of Candidates and Subject choices.** Please refer this Datesheet before selecting your preferred Subject [Click here to view](#)

Application Form : Review Test Paper / Subject(s) Selection

Update

Test Paper / Subject(s) Selection

S.No.	Test Paper	Medium of Test Paper
Test Paper/Subject 1	ACQP01 : Shiksha Shastri B.Ed.	
Test Paper/Subject 2	ACQP06 : Dharma Vijnan	
Test Paper/Subject 3	HUQP09 : History	
Test Paper/Subject 4	COQP14 : L.L.M.	

Please ensure the following:

1. Candidates are advised to read the rules of selection of Test paper / Subject(s) / Language (s) in CUET (PG) – 2024 Information Bulletin.
2. Candidate must select Test paper/Subject(s)/ Language(s) based on the eligibility criteria of the Programme offered by University / Institution / Organization in which the candidate wants to seek admission.
3. **Examination may be conducted on multiple days in two shifts, depending on the number of Candidates and Subject choices.** Please refer this Datesheet before selecting your preferred Subject [Click here to view](#)

BASED ON YOUR SELECTION OF UNIVERSITIES AND PROGRAMS IN PREVIOUS SECTION, THE FOLLOWING ARE THE REQUIREMENTS OF THE SUBJECTS:

UNIVERSITY NAME	PROGRAMME NAME	LIST OF SUBJECT(S) REQUIRED TO APPEAR IN CUET PG 2024	ELIGIBILITY
AMITY UNIVERSITY PATNA Read more about university	Commerce	COQP08	Click here
AMITY UNIVERSITY NOIDA Read more about university	LLM (Tax Law)	COQP14	Click here

I hereby declare that I have selected the above subjects for CUET (PG) – 2024 examination and understand that the selected subject is not liable to change or modified in the later stage of the application and examination.

[Previous Section](#)

[Update Test Paper / Subject\(s\) Form](#)

[Proceed to Next Section](#)



विश्वविद्यालयीन सामान्य प्रवेश परीक्षा (एनईई) - 2024
Common University Entrance Test
CUET (PG) - 2024



[Home](#) [Information Bulletin](#) [Syllabus](#) [Universities](#) [Courses](#) [Application Guide](#) [FAQ](#) [Contact Us](#) [My Application: 24351000001](#) [Logout \(Kelvin Smith\)](#)

Personal Details (1) Educational Details (2) Examination Center Details (3) University / Programme Selection (4) Test Paper Details (5) Upload Details (6) [Preview \(7\)](#)

Upload Documents

Instruction for Uploading Image and Signature –

Photo and Signature are required in .jpg or .jpeg image format.

File size of photo must be within 10kb to 200kb limit.

File size of signature must be within 4kb to 30kb limit.

Candidate's Photograph (with 80% face without mask) <i>Accepted formats .jpeg .jpg.</i>	Select file		Delete
Candidate's Signature <i>Accepted formats .jpeg .jpg.</i>	Select file		Delete
Class X/Equivalent Certificate <i>Accepted formats .pdf</i>	Select file		Delete

- Personal Details (1) Educational Details (2) Examination Center Details (3) University / Programme Selection (4) Test Paper Details (5) Upload Details (6) Preview (7)

Review Page : Online Application Form No. 24351000001

Application Status : Not Submitted

Common University Entrance Test
CUET (PG) - 2024



Application Form

Review the following particulars carefully. If you would like to change any particulars entered, you may do so by using **'Left Links'** button or press **'FINAL SUBMIT'** button for final submission. Please ensure correctness of following fields as 'No Correction will be permitted at later stage'.

- Candidate Name
- Father Name

Activate Win
Go to Settings to

Application Form

Review the following particulars carefully. If you would like to change any particulars entered, you may do so by using **'Left Links'** button or press **'FINAL SUBMIT'** button for final submission. Please ensure correctness of following fields as 'No Correction will be permitted at later stage'.

- Candidate Name
- Father Name
- Mother Name
- Date of Birth
- Gender
- Category
- Person with Benchmark Disability(PwBD)
- Question Paper Medium
- State/ UT from where 12th/ Equivalent Passed/ Appearing

Personal Details

Candidate's Name (As per class X or Equivalent Certificate)	Kelvin Smith	Candidate's Date of Birth	8-08-2003
Gender	Male	Category	General/Unreserved
Are you a PwBD Candidate ?	No	Type of Disability	
Do you have benchmark disability of 40% or more?	Not Applicable	Do you need a Scribe (As per the criteria given in the Information Bulletin)?	Not Applicable
Nationality	Indian	Father's Name	Steve Smith
Father's Qualification	Post Graduate	Father's Occupation	Public Sector Service
Guardian's Name	--	Mother's Name	Michelle Smith
Mother's Qualification	Graduate	Mother's Occupation	Pharmacy

Family Income	RS. 600001 - 700000	Are You Twin ?	No
Name of the other Brother/Sister as per Class X Certificate	--	Roll Number of Class 10th or its equivalent of the Twin	--
Domicile State	HARYANA		
Are you Diabetic ?	No	Place of Residence	Rural
Mode of Preparation	Self	Medium of Study in Qualifying Examination	English
Do you belong to Below Poverty Line ?	No	Are you Kashmiri Migrant ?	No
Ward of Defence Personnel / Ex-Servicemen	No	Claim for NCC Quota	No
Claim for Sports Quota	No	Level of Sports Achievement	
Are you a ward of University Employee?		No	
Is your Father Employee of University		Name of the University	--
Father's Employee ID	--	Name of the Department/Affiliated College	--
Father's Designation	--	Father's Employment Status	--
Is your Mother Employee of University		Name of the University	--
Mother's Employee ID	--	Name of the Department/Affiliated College	--
Mother's Designation	--	Mother's Employment Status	--

Educational Details

A
G

Educational Details

X Educational Details

Qualifying Exam	10th or Equivalent	Result Status	Passed
Passing Year	2018	Board Name	CENTRAL BOARD OF SECONDARY EDUCATION
School/College Name and Address	KVS Gurgaon		
Roll Number	123456	Result Mode	Percentage
Maximum Marks	500.00	Marks Obtained	456.00
Percentage	91.20	Maximum Grade Point	--
CGPA Obtained	--	CGPA Equivalent Percentage	--

XII Educational Details

Qualifying Exam	12th or Equivalent	Result Status	Passed
Passing Year	2020	Board Name	CENTRAL BOARD OF SECONDARY EDUCATION
School/College Name and Address	KVS Gurgaon		
Roll Number	123654	Result Mode	Percentage
Maximum Marks	600.00	Marks Obtained	584.00
Percentage	97.33	Maximum Grade Point	--


A
Gc

Under Graduate Educational Details

Qualifying Exam	B.Com	Result Status	Passed
Passing Year	2023	Name of University/Institution	Banaras Hindu University
University/College/Institution Address	BHU, Varanasi		
Roll Number	123789	Result Mode	Grade
Maximum Marks	--	Marks Obtained	--
Percentage	--	Maximum Grade Point	10.00
CGPA Obtained	8.00	CGPA Equivalent Percentage	80.00

Examination Center Details 

Center City Preference 1	Haryana - Faridabad (HR03)
Center City Preference 2	Himachal Pradesh - Solan (HP17)

University / Programme Selection 

University Name	Programme Name	List of Subject(s) required to appear in CUET PG 2024	Eligibility
AMITY UNIVERSITY PATNA	Commerce	COQP08	Click here
AMITY UNIVERSITY NOIDA	LLM (Tax Law)	COQP14	Click here

Test Paper / Subject(s) Selection **Test Paper / Subject(s) Selection** 

Test Paper / Subject(s) Selection with medium (if applicable)

S.No	Test Paper	Medium of Test Paper
Test Paper/Subject 1	ACQP01 : Shiksha Shastri B.Ed.	
Test Paper/Subject 2	ACQP06 : Dharma Vijnan	
Test Paper/Subject 3	HUQP09 : History	
Test Paper/Subject 4	COQP14 : L.L.M.	

Present Address 

Premises/House No./Name (Address)	838	Sub Locality	
Locality	Sector 8	Country	India
State/UT	HARYANA	District	GURUGRAM
Pincode	121009	Mobile Number without country code or 0	7827981319
Email Address	natode6220@anawalls.com	Alternate Contact Number	

Permanent Address

Premises/House No./Name(Address)	808	Sub Locality	
Locality	Sector 3	Country	India
State/UT	KERALA	District	KOZHIKODE

Permanent Address

Premises/House No./Name(Address)	808	Sub Locality	
Locality	Sector 3	Country	India
State/UT	KERALA	District	KOZHIKODE
Pincode	122580		

Upload Scanned Files

Candidate's Photograph (with 80% face without mask)

[View](#)

Candidate's Signature

[View](#)

Class X/ Equivalent Certificate

[View](#)

Fee Details

Opted for Exam Centre(s) outside India	No
Fee for 3 subjects	₹ 1800
Total Amount To be Paid	₹ 1800

Particulars checklist to be verified

- My Name is KELVIN SMITH as per the Xth Marksheet/Certificate.
- My Father's Name is Steve Smith.
- My Mother's Name is Michelle Smith.
- My Date of Birth is 8-08-2003 as per the Xth Marksheet/Certificate.
- My Gender is Male.
- My Category is General/Unreserved. Category changes claims will not be entertained in future
- My educational details are correct.
- I have read the university admission guidelines and eligibility criteria and choose my examination subjects accordingly.
- My choice of examination cities in order of preference are
- Preference 1 :Haryana -Faridabad (HR03)
- Preference 2 :Himachal Pradesh -Solani (HP17)
- I have verified my university programme selection and applied for eligible programmes.
- I hereby declare that I have filled up this online application after carefully reading the Information Bulletin and fully understanding the provisions/ procedures mentioned therein. I further declare that all the particulars given by me in this application are true to the best of my knowledge and belief. I agree that my Result may be withheld/ not declared/ my candidature may automatically stand cancelled, in case it is found at any point of time in future that false information has been furnished in this application. I shall abide by these terms and conditions as well as those laid down in the Information Bulletin, Public Notices and Advisories issued by NTA regarding this exam from time to time.
- The information given above is true to the best of my knowledge and belief. I am responsible for the correctness of the information provided by me in the application form and the documents uploaded along with it. In case if it is discovered at a later date in the subsequent stages of admission process that the information is incorrect, I understand that my candidature is liable to be cancelled and further action may be taken against me by NTA or the participating Institution or other Authorities.
- Further, I authorise NTA to share the details submitted by me in my application form and those relating to the results of my appearance in CUET PG 2024, if required, with all the participating University/ies, to facilitate the admission process.

Announcement: Welcome to CUET (PG) - 2024 Portal.

01
Registration

02
Application Form

03
Pay Fees

Form Status

- ✓ Apply for Online Registration
- ✓ Fill Online Application Form
- Pay Examination Fee

Quick Links

- ✓ Mobile Number (Verified)
- ✓ Email ID (Verified)

Common University Entrance Test CUET (PG) - 2024

Welcome, CUET (PG) - 2024 Applicant!

You can apply and track your CUET (PG) - 2024 application here.

Your application number is **243510000001** and your application status is **NOT SUBMITTED**

[Continue - Application Form](#)

Activate Windows
Go to Settings to activate Windows



011-40759000

Information Bulletin



National Testing Agency

(An autonomous organization under the Department of
Higher Education, Ministry of Education, Government of India)

Help Line: For Technical support, contact following during
working days between 10.00 a.m. and 5.00 p.m.

E-mail ID- cuets-pg@nta.ac.in

Website- <https://pgcuet.samarth.ac.in/>, www.nta.ac.in